

# **Taseco Air Services Joint Stock Company**

Consolidated financial statements Quarter 1/2026



# Taseco Air Services Joint Stock Company

## CONTENTS

	<i>Pages</i>
General information	1 - 2
Report of management	3
Consolidated statement of financial position	4 - 5
Consolidated income statement	6 - 7
Consolidated cash flow statement	8 - 9
Notes to the consolidated financial statements	10 - 54



# Taseco Air Services Joint Stock Company

## GENERAL INFORMATION

### THE COMPANY

Taseco Air Services Joint Stock Company ("the Company") is a joint stock company incorporated under the Law on Enterprise of Vietnam pursuant to the Enterprise Registration Certificate No. 0107007230 issued by the Hanoi Department of Planning and Investment on 28 September 2015 and the subsequent amended Enterprise Registration Certificates, with 8th amendment dated 12 August 2025 as the latest.

On 26 December 2017, the Company's shares were allowed to be listed on Ho Chi Minh Stock Exchange with its ticker symbol as AST following the Decision No. 485/QĐ-SGDHCM issued by the Ho Chi Minh Stock Exchange.

The current principal activities of the Company are retailing and rendering of related services in airports, including:

- ▶ restaurant and mobility catering services;
- ▶ retailing in general trading stores;
- ▶ travel agency, tourism operator, short-term lodging services;
- ▶ road passenger transport;
- ▶ advertising services;
- ▶ telecommunication retailing services; and
- ▶ other supporting activities.

The Company's head office is located at the 1st Floor, N02-T1 Building, Foreign Affairs Zone, Xuan Tao Street, Xuan Dinh Ward, Hanoi City, Vietnam.

### BOARD OF DIRECTORS

Members of the Board of Directors during the period and at the date of this report are:

Mr Pham Ngoc Thanh	Chairman
Mr Nguyen Minh Hai	Deputy Chairman
Mr Le Anh Quoc	Deputy Chairman
Mr Lars Kjaer	Member
Mr Kim Hongjin	Member
Mr Le Duc Long	Independent Member
Mr Dang Huy Khoi	Independent Member

### BOARD OF SUPERVISION

Members of the Board of Supervision during the period and at the date of this report are:

Ms Tran Thi Loan	Head of Board of Supervision
Ms Nguyen Thi Huong	Member
Ms Pham Thi Thu Hien	Member

# Taseco Air Services Joint Stock Company

## GENERAL INFORMATION

### MANAGEMENT

Members of management during the period and at the date of this report are:

Mr Le Anh Quoc	General Director
Mr Nguyen Quang Huy	Deputy General Director
Ms Nguyen Thi Thanh Phuong	Deputy General Director
Mr Nguyen Xuan Bang	Deputy General Director

### LEGAL REPRESENTATIVE

The legal representative of the Company during the period and at the date of this report is Mr Le Anh Quoc, General Director.

072  
G T  
PH  
H V  
KH  
SEC  
0

# Taseco Air Services Joint Stock Company

## REPORT OF MANAGEMENT

Management of Taseco Air Services Joint Stock Company ("the Company") is pleased to present this report and the consolidated financial statements Quarter 1/2026 of the Company and its subsidiaries (collectively referred to as the "Group") for the 3-month period ended 31 March 2026.

### MANAGEMENT'S RESPONSIBILITY IN RESPECT OF THE CONSOLIDATED FINANCIAL STATEMENTS

Management is responsible for the consolidated financial statements of each financial period which give a true and fair view of the consolidated financial position of the Group and of the consolidated results of its operations and its consolidated cash flows for the period. In preparing those consolidated financial statements, management is required to:

- ▶ select suitable accounting policies and then apply them consistently;
- ▶ make judgements and estimates that are reasonable and prudent;
- ▶ state whether applicable accounting standards have been followed, subject to any material departures disclosed and explained in the consolidated financial statements; and
- ▶ prepare the consolidated financial statements on the going concern basis unless it is inappropriate to presume that the Group will continue its business.

Management is responsible for ensuring that proper accounting records are kept which disclose, with reasonable accuracy at any time, the consolidated financial position of the Group and to ensure that the accounting records comply with the applied accounting system. It is also responsible for safeguarding the assets of the Group and hence for taking reasonable steps for the prevention and detection of fraud and other irregularities.

Management confirmed that it has complied with the above requirements in preparing the accompanying consolidated financial statements Quarter 1/2026.

### STATEMENT BY MANAGEMENT

Management does hereby state that, in its opinion, the accompanying consolidated financial statements Quarter 1/2026 give a true and fair view of the consolidated financial position of the Group, and of the consolidated results of its operations and its consolidated cash flows for the period then ended in accordance with Vietnamese Accounting Standards, Vietnamese Enterprise Accounting System and the statutory requirements relevant to the preparation and presentation of the consolidated financial statements.

For and on behalf of management:



Le Anh Quoc  
General Director

Ha Noi, Vietnam

28 April 2026

# Taseco Air Services Joint Stock Company

CONSOLIDATED STATEMENT OF FINANCIAL POSITION  
as at 31 March 2026

Currency: VND

Code	ASSETS	Notes	31 March 2026	01 January 2026
<b>100</b>	<b>A. CURRENT ASSETS</b>		<b>725,769,663,254</b>	<b>688,236,791,668</b>
<b>110</b>	<b>I. Cash and cash equivalents</b>	<b>4</b>	<b>224,472,006,859</b>	<b>200,324,573,023</b>
111	1. Cash		144,239,928,394	128,038,059,479
112	2. Cash equivalents		80,232,078,465	72,286,513,544
<b>120</b>	<b>II. Short-term investments</b>	<b>5</b>	<b>228,231,712,585</b>	<b>217,115,038,707</b>
123	1. Short-term held-to-maturity investments		228,231,712,585	217,115,038,707
<b>130</b>	<b>III. Current accounts receivables</b>		<b>127,104,499,475</b>	<b>108,432,756,924</b>
131	1. Short-term trade receivables	6.1	56,544,268,687	71,125,808,491
132	2. Short-term advances to suppliers	6.2	31,524,549,968	17,463,446,425
135	4. Other short-term receivables	7	39,883,776,741	20,691,597,929
136	5. Provision for doubtful short-term receivables	6.1	(848,095,921)	(848,095,921)
<b>140</b>	<b>IV. Inventories</b>	<b>8</b>	<b>110,102,834,134</b>	<b>113,177,212,898</b>
141	1. Inventories		110,102,834,134	113,177,212,898
<b>160</b>	<b>V. Other current assets</b>		<b>35,858,610,201</b>	<b>49,187,210,116</b>
161	1. Short-term prepaid expenses	9	11,355,777,873	8,426,611,650
162	2. Value-added tax deductible	17	23,508,041,025	23,313,816,242
163	3. Tax and other receivables from the State	17	939,776,385	5,151,869,895
165	4. Other current assets	10	55,014,918	12,294,912,329
<b>200</b>	<b>B. NON-CURRENT ASSETS</b>		<b>345,928,281,517</b>	<b>343,020,857,569</b>
<b>210</b>	<b>I. Long-term receivables</b>		<b>11,377,358,026</b>	<b>15,984,211,000</b>
215	1. Other long-term receivables	7	11,377,358,026	15,984,211,000
<b>220</b>	<b>II. Fixed assets</b>		<b>202,183,762,238</b>	<b>206,609,792,325</b>
221	1. Tangible fixed assets	11	180,706,348,495	182,686,683,279
222	Cost		412,580,487,906	404,528,766,086
223	Accumulated depreciation		(231,874,139,411)	(221,842,082,807)
227	2. Intangible fixed assets	12	21,477,413,743	23,923,109,046
228	Cost		25,803,460,958	28,236,507,287
229	Accumulated amortization		(4,326,047,215)	(4,313,398,241)
<b>250</b>	<b>III. Long-term assets in progress</b>		<b>3,586,037,972</b>	<b>1,282,001,965</b>
252	1. Construction work in progress	13	3,586,037,972	1,282,001,965
<b>260</b>	<b>IV. Long-term investments</b>	<b>14</b>	<b>94,120,454,995</b>	<b>83,864,887,484</b>
262	1. Investment in associates		86,873,728,075	74,142,555,697
263	2. Investment in other entities		6,405,140,700	6,405,140,700
264	3. Provision for long-term investments		(668,988,700)	(47,876,700)
265	4. Held-to-maturity investments		1,510,574,920	3,365,067,787
<b>270</b>	<b>V. Other long-term assets</b>		<b>34,660,668,286</b>	<b>35,279,964,795</b>
271	1. Long-term prepaid expenses	9	23,871,426,840	24,059,153,691
279	2. Goodwill	15	10,789,241,446	11,220,811,104
<b>280</b>	<b>TOTAL ASSETS</b>		<b>1,071,697,944,771</b>	<b>1,031,257,649,237</b>

# Taseco Air Services Joint Stock Company

CONSOLIDATED STATEMENT OF FINANCIAL POSITION  
as at 31 March 2026

Currency: VND

Code	RESOURCES	Notes	31 March 2026	01 January 2026
<b>300</b>	<b>C. LIABILITIES</b>		<b>256,148,491,702</b>	<b>344,437,501,812</b>
<b>310</b>	<b>I. Current liabilities</b>		<b>256,148,491,702</b>	<b>344,437,501,812</b>
311	1. Short-term trade payables	16.1	54,732,150,878	77,663,369,499
312	2. Short-term advances from customers	16.2	27,410,771,533	28,533,449,995
313	3. Dividends and profit payable	18	33,584,480	14,392,215,730
314	4. Statutory obligations	17	23,381,322,863	34,043,154,620
315	5. Payables to employees		50,515,393,397	81,108,937,907
316	6. Short-term accrued expenses	19	48,383,894,683	35,176,180,717
320	7. Other short-term payables	20	5,827,358,941	3,983,067,110
321	8. Short-term loans	21	40,982,969,916	58,430,653,676
322	9. Short-term provisions		257,794,651	-
323	10. Bonus and welfare fund	22	4,623,250,360	11,106,472,558
<b>400</b>	<b>D. OWNERS' EQUITY</b>		<b>815,549,453,069</b>	<b>686,820,147,425</b>
411	1. Capital	23	450,000,000,000	450,000,000,000
411a	- Shares with voting rights		450,000,000,000	450,000,000,000
420	2. Undistributed earnings		237,729,520,391	136,890,909,056
420a	- Undistributed earnings by end of prior year		136,962,544,056	8,841,501,518
420b	- Undistributed earnings of this period		100,766,976,335	128,049,407,538
429	3. Non-controlling interests	24	127,819,932,678	99,929,238,369
<b>440</b>	<b>TOTAL EQUITY</b>		<b>1,071,697,944,771</b>	<b>1,031,257,649,237</b>

Approved, 28 April 2026

Tran Van Hung  
Preparer

Dao Ngoc Thiet  
Chief Accountant

Le Anh Quoc  
Legal Representative



# Taseco Air Services Joint Stock Company

B 02a-DN/HN

## CONSOLIDATED INCOME STATEMENT Quarter 1/2026

Currency: VND

Code	ITEMS	Notes	Quarter 1/2026	Quarter 1/2025	Accumulative from the beginning of the year to the end of quarter 1 2026	Accumulative from the beginning of the year to the end of quarter 1 2025
01	1. Revenue from sale of goods and rendering of services	25.1	555,973,947,060	384,845,799,703	555,973,947,060	384,845,799,703
02	2. Deductions	25.1	-	-	-	-
10	3. Net revenue from sales of goods and rendering of services	25.1	555,973,947,060	384,845,799,703	555,973,947,060	384,845,799,703
11	4. Cost of goods sold and services rendered	26	(191,207,320,351)	(142,307,031,776)	(191,207,320,351)	(142,307,031,776)
20	5. Gross profit from sale of goods and rendering of services		364,766,626,709	242,538,767,927	364,766,626,709	242,538,767,927
21	6. Gain/(loss) from disposal of investment property		-	-	-	-
22	7. Finance income	25.2	4,231,052,512	4,070,783,195	4,231,052,512	4,070,783,195
23	8. Finance expenses	27	(2,344,687,024)	64,226,665	(2,344,687,024)	64,226,665
24	<i>In which: Interest expenses</i>		(931,129,349)	(657,782,021)	(931,129,349)	(657,782,021)
25	9. Selling expenses	28	(170,709,355,507)	(110,760,361,530)	(170,709,355,507)	(110,760,361,530)
26	10. General and administrative expenses	28	(60,300,313,644)	(48,936,437,960)	(60,300,313,644)	(48,936,437,960)
27	11. Shares of profit of associates		12,731,172,378	1,778,910,234	12,731,172,378	1,778,910,234
30	12. Operating profit		148,374,495,424	88,755,888,531	148,374,495,424	88,755,888,531
31	13. Other income	29	5,854,465,293	367,874,230	5,854,465,293	367,874,230
32	14. Other expenses	29	(482,035,961)	(116,194,051)	(482,035,961)	(116,194,051)
40	15. Other profit	29	5,372,429,332	251,680,179	5,372,429,332	251,680,179

# Taseco Air Services Joint Stock Company

B 02a-DN/HN

## CONSOLIDATED INCOME STATEMENT (continued) Quarter 1/2026

Code	ITEMS	Notes	Quarter 1/2026	Quarter 1/2025	Accumulative from the beginning of the year to the end of quarter 1 2026	Accumulative from the beginning of the year to the end of quarter 1 2025
50	16. Accounting profit before tax		153,746,924,756	89,007,568,710	153,746,924,756	89,007,568,710
51	17. Current corporate income tax expense	31.1	(24,791,119,112)	(15,235,031,694)	(24,791,119,112)	(15,235,031,694)
60	18. Net profit after tax		128,955,805,644	73,772,537,016	128,955,805,644	73,772,537,016
61	19. Net profit after tax attributable to shareholders of the parent		100,919,143,835	54,663,465,814	100,919,143,835	54,663,465,814
62	20. Net profit after tax attributable to non-controlling interests	24	28,036,661,809	19,109,071,202	28,036,661,809	19,109,071,202
70	21. Basic earnings per share	33	2,243	1,172	2,243	1,172
71	22. Diluted earnings per share	33	2,243	1,172	2,243	1,172

Approved, 28 April 2026



Tran Van Hung  
Preparer

Dao Ngoc Thiet  
Chief Accountant

Le Anh Quoc  
Legal Representative

CONSOLIDATED CASH FLOW STATEMENT  
For the 3-month period ended 31 March 2026

Currency: VND

Code	ITEMS	Notes	For the 3-month period ended 31 March 2026	For the 3-month period ended 31 March 2025
	<b>I. CASH FLOWS FROM OPERATING ACTIVITIES</b>			
01	<b>Accounting profit before tax</b>		<b>153,746,924,756</b>	<b>89,007,568,710</b>
	<i>Adjustments for:</i>			
02	Depreciation of tangible fixed assets and amortization of intangible fixed assets (including amortization of goodwill)	10,11 ,15	10,572,743,086	8,651,233,848
03	Provisions		878,906,651	(894,790,915)
04	Foreign exchange losses/(gains) arising from revaluation of monetary accounts denominated in foreign currency		(46,733,855)	3,061,902
05	Profits from investing activities		(22,687,262,041)	(5,117,053,872)
06	Interest expenses	27	931,129,349	657,782,021
08	<b>Operating profit before changes in working capital</b>		<b>143,395,707,946</b>	<b>92,307,801,694</b>
09	Decrease in receivables		1,136,949,037	5,490,284,854
10	Decrease in inventories		3,074,378,764	5,167,848,610
11	Decrease in payables		(36,654,208,452)	(7,631,931,203)
12	Increase in prepaid expenses		(2,741,439,372)	(2,725,529,798)
14	Interest paid		(882,860,028)	(660,275,724)
15	Corporate income tax paid	17	(22,800,019,860)	(22,484,670,354)
17	Other payments for operating activities		(6,709,722,198)	(4,144,555,530)
20	<b>Net cash flows from operating activities</b>		<b>77,818,785,837</b>	<b>65,318,972,549</b>
	<b>II. CASH FLOWS FROM INVESTING ACTIVITIES</b>			
21	Purchase and construction of fixed assets and other long-term assets		(23,669,824,807)	(18,701,321,566)
22	Proceeds from disposals of fixed assets and other long-term assets		6,363,636,364	-
23	Loans to other entities and payments for purchase of debt instruments for other entities		(72,020,857,000)	(69,286,147,851)
24	Collections from borrowers and proceeds from sale of debt instruments of other entities		61,534,187,776	60,650,000,000
27	Proceeds from interest on loans and deposits, and dividends received		5,873,177,147	5,800,321,338
30	<b>Net cash flows used in investing activities</b>		<b>(21,919,680,520)</b>	<b>(21,537,148,079)</b>


CONSOLIDATED CASH FLOW STATEMENT (continued)  
For the 3-month period ended 31 March 2026


Currency: VND

Code	ITEMS	Notes	For the 3-month period ended 31 March 2026	For the 3-month period ended 31 March 2025
	<b>III. CASH FLOWS FROM FINANCING ACTIVITIES</b>			
33	Drawdown of borrowings		23,823,507,334	38,546,970,114
34	Repayment of borrowings		(41,271,191,094)	(39,953,283,269)
36	Dividends and profits paid to owners		(14,358,631,250)	-
40	<b>Net cash flows from financing activities</b>		<b>(31,806,315,010)</b>	<b>(1,406,313,155)</b>
50	<b>Net increase in cash for the period</b>		<b>24,092,790,307</b>	<b>42,375,511,315</b>
60	<b>Cash and cash equivalents at the beginning of the period</b>		<b>200,324,573,023</b>	<b>134,540,302,448</b>
61	Impact of exchange rate fluctuation		54,643,529	4,136,481
70	<b>Cash and cash equivalents at the end of the period</b>	4	<b>224,472,006,859</b>	<b>176,919,950,244</b>

Approved, 28 April 2026

  
Tran Van Hung  
Preparer

  
Dao Ngoc Thiet  
Chief Accountant

  
Le Anh Quoc  
Legal Representative



NOTES TO THE CONSOLIDATED FINANCIAL STATEMENTS  
As at 31 March 2026 and for Quarter 1/2026 then ended

## 1. CORPORATE INFORMATION

Taseco Air Services Joint Stock Company ("the Company") is a joint stock company incorporated under the Law on Enterprise of Vietnam pursuant to the Enterprise Registration Certificate No. 0107007230 issued by the Hanoi Department of Planning and Investment on 28 September 2015 and the subsequent amended Enterprise Registration Certificates, with 8th amendment dated 12 August 2025 as the latest.

On 26 December 2017, the Company's shares were allowed to be listed on Ho Chi Minh Stock Exchange with its ticker symbol as AST following the Decision No. 485/QD-SGDHCM issued by the Ho Chi Minh Stock Exchange.

The current principal activities of the Company are retailing and rendering of related services in airports, including:

- ▶ restaurant and mobility catering services;
- ▶ retailing in general trading stores;
- ▶ travel agency, tourism operator, short-term lodging services;
- ▶ road passenger transport;
- ▶ advertising services;
- ▶ telecommunication retailing services; and
- ▶ other supporting activities.

The Company and its subsidiaries' normal course of business cycle is 12 months.

The Company's head office is located at the 1st Floor, N02-T1 Building, Foreign Affairs Zone, Xuan Tao Street, Xuan Dinh Ward, Hanoi City, Vietnam.

The total number of the Company and its subsidiaries' employees ("the Group") as at 31 March 2026 is 1,847 (01 January 2026: 1,798).

### **Corporate structure**

As at 31 March 2026, the Company has 6 subsidiaries (01 January 2026 the Company has 6 subsidiaries), including:

<i>No.</i>	<i>Name</i>	<i>Voting right</i>	<i>Equity interest</i>	<i>Head office</i>	<i>Main activities</i>
1	Taseco Danang Air Services Joint Stock Company ("Taseco Da Nang Company")	99.9%	99.9%	No. 99, Phan Dang Luu, Hoa Cuong Ward, Da Nang City, Viet Nam	Retailing in general trading stores, rendering of catering services at restaurants, road passenger transport, currency exchange and other relating services.  Hotel, restaurant management, foods and beverage services, road passenger transport and other services.
2	Taseco Saigon Air Services Joint Stock Company ("Taseco Sai Gon Company")	65%	65%	No. 57 Bach Dang, Tan Son Hoa Ward, Ho Chi Minh City, Viet Nam	Retailing in general trading stores, rendering of catering services at restaurants, road passenger transport, currency exchange and other relating services.

THUYẾT MINH BÁO CÁO TÀI CHÍNH HỢP NHẤT (tiếp theo)  
vào ngày 31 tháng 03 năm 2026 và cho Quý 1 năm 2026 kết thúc cùng ngày

**1. CORPORATE INFORMATION** (continued)

**Corporate structure** (continued)

As at 31 March 2026, the Company has 6 subsidiaries, (01 January 2026 the Company has 6 subsidiaries), including (continued):

<i>No.</i>	<i>Name</i>	<i>Voting right</i>	<i>Equity interest</i>	<i>Head office</i>	<i>Main activities</i>
3	Taseco Investment Communication JSC ("Taseco Media Company")	99.9%	99.9%	1st Floor, N02-T1 Building, Foreign Affairs Zone, Xuan Tao Street, Xuan Dinh Ward, Hanoi City, Vietnam	Advertising services, retail of telecommunications equipment: sim cards, phone cards, pick-up and drop-off services, short-term accommodation, currency exchange and other relating services.
4	Jalux Taseco Duty Free Company Limited ("Jalux Taseco Company")	51%	51%	4-W07E1, 4th Floor, Noi Bai International Airport, Noi Bai Commune, Hanoi City, Viet Nam	Sales of duty-free goods and other relating services.
5	Taseco Phu Quoc Air Services Joint Stock Company ("Taseco Phu Quoc Company")	65%	65%	SS26-S06 Sonasea villas & Resort, Phu Quoc Special Zone, An Giang Province, Vietnam	Retailing in general trading stores, rendering of catering services at restaurants and other relating services.
6	Ha Linh Service Joint Stock Company ("Ha Linh Company")	51%	51%	3rd Floor, Terminal T1, Noi Bai International Airport, Noi Bai Commune, Hanoi City, Vietnam	Retailing in general trading stores, rendering of catering services at restaurants and other relating services.

In addition, the Company has 1 associate company as disclose in Note 14.1.

THUYẾT MINH BÁO CÁO TÀI CHÍNH HỢP NHẤT (tiếp theo)  
vào ngày 31 tháng 03 năm 2026 và cho Quý 1 năm 2026 kết thúc cùng ngày

## **2. BASIS OF PREPARATION**

### **2.1 Accounting standards and system**

The consolidated financial statements of the Company and its subsidiaries (the "Group") expressed in Vietnam dong ("VND"), are prepared in accordance with Vietnamese Enterprise Accounting System and Vietnamese Accounting Standards issued by the Ministry of Finance as per:

- ▶ Decision No. 149/2001/QĐ-BTC dated 31 December 2001 on the Issuance and Promulgation of Four Vietnamese Accounting Standards (Series 1);
- ▶ Decision No. 165/2002/QĐ-BTC dated 31 December 2002 on the Issuance and Promulgation of Six Vietnamese Accounting Standards (Series 2);
- ▶ Decision No. 234/2003/QĐ-BTC dated 30 December 2003 on the Issuance and Promulgation of Six Vietnamese Accounting Standards (Series 3);
- ▶ Decision No. 12/2005/QĐ-BTC dated 15 February 2005 on the Issuance and Promulgation of Six Vietnamese Accounting Standards (Series 4); and
- ▶ Decision No. 100/2005/QĐ-BTC dated 28 December 2005 on the Issuance and Promulgation of Four Vietnamese Accounting Standards (Series 5).

Accordingly, the accompanying consolidated financial statements, including their utilisation are not designed for those who are not informed about Vietnam's accounting principles, procedures and practices and furthermore are not intended to present the consolidated financial position and consolidated results of operations and consolidated cash flows in accordance with accounting principles and practices generally accepted in countries other than Vietnam.

### **2.3 The newly issued accounting regulations have taken effect**

On 27 October 2025, the Ministry of Finance issued Circular No. 99/2025/TT-BTC providing guidance on the corporate accounting regime ("Circular 99"), which supersedes Circular No. 200/2014/TT-BTC dated 22 December 2014 and other relevant regulations. Circular 99 is effective from 1 January 2026 and is applicable to entities with financial years beginning on or after that date.

On 20 April 2026, the Ministry of Finance issued Circular No. 43/2026/TT-BTC ("Circular 43"), which amends and supplements a number of articles of Circular No. 202/2014/TT-BTC issued by the Ministry of Finance on 22 December 2014 providing guidance on the preparation and presentation of consolidated financial statements. Circular 43 became effective from 20 April 2026 and is applicable to enterprises with financial years beginning on or after 1 January 2026.

The Company has applied Circular 99 and Circular 43 for the 3-month financial period ended March 31, 2026.

### **2.2 Applied accounting documentation system**

The Company's applied accounting documentation system is General Journal system.

### **2.3 Fiscal year**

The Group's fiscal year applicable for the preparation of its consolidated financial statements starts on 1 January and ends on 31 December.

### **2.4 Accounting currency**

The consolidated financial statements are prepared in VND which is also the Group's accounting currency.

THUYẾT MINH BÁO CÁO TÀI CHÍNH HỢP NHẤT (tiếp theo)  
vào ngày 31 tháng 03 năm 2026 và cho Quý 1 năm 2026 kết thúc cùng ngày

**2. BASIS OF PREPARATION** (continued)

**2.5 Basis of consolidation**

The consolidated financial statements comprise the financial statements of the Company and its subsidiaries for the 3-month period ended 31 March 2026.

Subsidiaries are fully consolidated from the date of acquisition, being the date on which the Group obtains control, and continued to be consolidated until the date that such control ceases.

The financial statements of subsidiaries are prepared for the same reporting period as the parent company, using consistent accounting policies.

All intra-company balances, income and expenses and unrealized gains or losses result from intra-company transactions are eliminated in full.

Non-controlling interests represent the portion of profit or loss, and net assets not held by the Group are presented separately in the consolidated income statement and within equity in the consolidated statement of financial position.

Impact of change in the ownership interest of a subsidiary, without a loss of control, is recorded in undistributed earnings

**3. SUMMARY OF SIGNIFICANT ACCOUNTING POLICIES**

**3.1 Cash and cash equivalents**

Cash and cash equivalents comprise cash on hand, cash in banks and short-term, highly liquid investments with an original maturity of less than three months that are readily convertible into known amounts of cash and that are subject to an insignificant risk of change in value.

**3.2 Inventories**

Inventories are measured at their historical costs. The cost of inventories comprises costs of purchase, costs of conversion (including raw materials, direct labor cost, other directly related cost, manufacturing general overheads allocated based on the normal operating capacity) incurred in bringing the inventories to their present location and condition.

In case the net realizable value is lower than the original price, it must be calculated according to the net realizable value.

Net realisable value ("NRV") represents the estimated selling price in the ordinary course of business less the estimated costs to complete and the estimated costs necessary to make the sale.

Regarding inventories at restaurants, the Group applies the periodic method to record raw materials, merchandises, tools and supplies on a first-in, first-out basis. Regarding inventories at other locations, the Group applies the perpetual method to record raw materials, merchandises, tools and supplies on a first-in, first-out basis.

THUYẾT MINH BÁO CÁO TÀI CHÍNH HỢP NHẤT (tiếp theo)  
vào ngày 31 tháng 03 năm 2026 và cho Quý 1 năm 2026 kết thúc cùng ngày

**3. SUMMARY OF SIGNIFICANT ACCOUNTING POLICIES (continued)**

**3.2 Inventories (continued)**

*Provision for obsolete inventories*

An inventory provision is created for the estimated loss arising due to the impairment of value (through diminution, damage, obsolescence, etc.) of raw materials and other inventories owned by the Group, based on appropriate evidence of impairment available at the consolidated statement of financial position date.

Increases or decreases to the provision balance are recorded into the cost of goods sold account in the consolidated income statement. When inventories are expired, obsolescence, damage or become useless, the difference between the provision previously made and the historical cost of inventories are included in the consolidated income statement.

**3.3 Receivables**

Receivables are presented in the consolidated financial statements at the carrying amounts due from customers and other debtors, after provision for doubtful debts.

The provision for doubtful debts represents amounts of outstanding receivables at the consolidated statement of financial position date which are doubtful of being recovered. Increases or decreases to the provision balance are recorded as general and administrative expenses in the consolidated income statement.

**3.4 Tangible fixed assets**

Tangible fixed assets are stated at cost less accumulated depreciation.

The cost of a tangible fixed asset comprises its purchase price and any directly attributable costs of bringing the tangible fixed asset to working condition for its intended use.

Expenditures for additions, improvements and renewals are added to the carrying amount of the assets and expenditures for maintenance and repairs are charged to the consolidated income statement as incurred.

When tangible fixed assets are sold or retired, any gain or loss resulting from their disposal (the difference between the net disposal proceeds and the carrying amount) is included in the consolidated income statement.

**3.5 Leased assets**

The determination of whether an arrangement is, or contains a lease is based on the substance of the arrangement at inception date and requires an assessment of whether the fulfilment of the arrangement is dependent on the use of a specific asset and the arrangement conveys a right to use the asset.

A lease is classified as a finance lease whenever the terms of the lease transfer substantially all the risks and rewards of ownership of the asset to the lessee. All other leases are classified as operating leases.

*Where the Group is the lessee*

Rentals under operating leases are charged to the consolidated income statement on a straight-line basis over the lease term.

THUYẾT MINH BÁO CÁO TÀI CHÍNH HỢP NHẤT (tiếp theo)  
vào ngày 31 tháng 03 năm 2026 và cho Quý 1 năm 2026 kết thúc cùng ngày

**3. SUMMARY OF SIGNIFICANT ACCOUNTING POLICIES (continued)**

**3.6 Intangible fixed assets**

Intangible fixed assets are stated at cost less accumulated amortisation.

The cost of an intangible fixed asset comprises its purchase price and any directly attributable costs of preparing the intangible fixed asset for its intended use.

Expenditures for additions, improvements are added to the carrying amount of the assets and other expenditures are charged to the consolidated income statement as incurred.

When intangible fixed assets are sold or retired, any gain or loss resulting from their disposal (the difference between the net disposal proceeds and the carrying amount) is included in the consolidated income statement.

**3.7 Depreciation and amortization**

Depreciation of tangible fixed assets and amortization of intangible assets are calculated on a straight-line basis over the estimated useful life of each asset as follows:

Buildings and structures	5 - 25 years
Machinery and equipment	3 - 10 years
Means of transportation	6 - 10 years
Office equipment	3 - 10 years
Software	3 - 13 years
Others intangible fixed assets	3 years

Indefinite land use rights are not amortized.

**3.8 Borrowing costs**

Borrowing costs consist of interest and other costs that an entity incurs in connection with the borrowing of funds. Borrowing costs are recorded as expense during the period in which they are incurred.

**3.9 Prepaid expenses**

Prepaid expenses are reported as short-term or long-term prepaid expenses on the consolidated statement of financial position and amortized over the period for which the amounts are paid or the period in which economic benefits are generated in relation to these expenses.

THUYẾT MINH BÁO CÁO TÀI CHÍNH HỢP NHẤT (tiếp theo)  
vào ngày 31 tháng 03 năm 2026 và cho Quý 1 năm 2026 kết thúc cùng ngày

### 3. SUMMARY OF SIGNIFICANT ACCOUNTING POLICIES (continued)

#### 3.10 *Business combinations and goodwill*

Business combinations are accounted for using the purchase method. The cost of a business combination is measured as the fair value of assets given, equity instruments issued and liabilities incurred or assumed at the date of exchange plus any costs directly attributable to the business combination. Identifiable assets and liabilities and contingent liabilities assumed in a business combination are measured initially at fair values at the date of business combination.

Goodwill acquired in a business combination is initially measured at cost being the excess of the cost the business combination over the Group's interest in the net fair value of the acquiree's identifiable assets, liabilities and contingent liabilities. If the cost of a business combination is less than the fair value of the net assets of the subsidiary acquired, the difference is recognised directly in the consolidated income statement. After initial recognition, goodwill is measured at cost less any accumulated amortisation. Goodwill is amortised over 6.5-10-year period on a straight-line basis. The parent company conducts the periodical review for impairment of goodwill of investment in subsidiaries. If there are indicators of impairment loss incurred is higher than the yearly allocated amount of goodwill on the straight-line basis, the higher amount will be recorded in the consolidated income statement.

#### 3.11 *Investments*

##### *Investments in associates*

The Group's investment in its associate is accounted for using the equity method of accounting. An associate is an entity in which the Group has significant influence that is neither subsidiaries nor joint ventures. The Group generally deems they have significant influence if they have over 20% of the voting rights.

Under the equity method, the investment is carried in the consolidated statement of financial position at cost plus post-acquisition changes in the Group's share of net assets of the associates. Goodwill arising on acquisition of the associate is included in the carrying amount of the investment. Goodwill is not amortised and subject to annual review for impairment.

The share of post-acquisition profit/(loss) of the associates is presented on face of the consolidated income statement and its share of post-acquisition movements in reserves is recognised in reserves. The cumulative post-acquisition movements are adjusted against the carrying amount of the investment. Dividend/profit sharing received or receivable from associates reduces the carrying amount of the investment.

The financial statements of the associates are prepared for the same reporting period and use the same accounting policies as the Group. Where necessary, adjustments are made to bring the accounting policies in line with those of the Group.

THUYẾT MINH BÁO CÁO TÀI CHÍNH HỢP NHẤT (tiếp theo)  
vào ngày 31 tháng 03 năm 2026 và cho Quý 1 năm 2026 kết thúc cùng ngày

**3. SUMMARY OF SIGNIFICANT ACCOUNTING POLICIES (continued)**

**3.11 Investments (continued)**

*Investments in other entities*

Investments in other entities are stated at their acquisition costs.

*Held-to-maturity investments*

Held-to-maturity investments are stated at their acquisition costs. After initial recognition, held-to-maturity investments are measured at recoverable amount. Any impairment loss incurred is recognised as finance expenses in the consolidated income statements and deducted against the value of such investments.

*Provision for diminution in value of investments*

Provision of the investment is made when there are reliable evidences of the diminution in value of those investments at the statement of financial position date.

Increases or decreases to the provision balance are recorded as finance expenses in the consolidated income statement.

**3.12 Payables and accruals**

Payables and accruals are recognized for amounts to be paid in the future for goods and services received, whether or not billed to the Group.

**3.13 Foreign currency transaction**

Transactions in currencies other than the Group's reporting currency of VND are recorded at the actual transaction exchange rates at transaction dates which are determined as follows:

- ▶ Transactions resulting in receivables are recorded at the buying exchange rates of the commercial banks designated for collection;
- ▶ Transactions resulting in liabilities are recorded at the selling exchange rates of the commercial banks designated for payment; and
- ▶ Payments for assets or expenses without liabilities initially being recognised is recorded at the buying exchange rates of the commercial banks that process these payments.

At the end of the period, monetary balances denominated in foreign currencies are translated at the actual exchange rates at the consolidated statement of financial position dates which are determined as follows:

- ▶ Monetary assets are translated at buying exchange rate of the commercial bank where the Group conducts transactions regularly; and
- ▶ Monetary liabilities are translated at selling exchange rate of the commercial bank where the Group conducts transactions regularly.

All exchange differences incurred during the period and arising from the revaluation of monetary accounts denominated in foreign currency at period-end are taken to the consolidated income statement.

THUYẾT MINH BÁO CÁO TÀI CHÍNH HỢP NHẤT (tiếp theo)  
vào ngày 31 tháng 03 năm 2026 và cho Quý 1 năm 2026 kết thúc cùng ngày

**3. SUMMARY OF SIGNIFICANT ACCOUNTING POLICIES (continued)**

**3.14 Appropriation of net profits**

Net profit after tax (excluding negative goodwill arising from a bargain purchase) is available for appropriation to shareholders after approval in the annual general meeting, and after making appropriation to reserve funds in accordance with the Company's Charter and Vietnam's regulatory requirements.

The Group allocates a bonus and welfare fund from the net profit after corporate income tax of the Group as proposed by the Board of Directors and approved by the shareholders at the annual general meeting of shareholders.

This fund is set aside for the purpose of pecuniary rewarding and encouraging, common benefits and improvement of the employees' benefits, and presented as a liability on the consolidated statement of financial position.

**3.15 Revenue recognition**

Revenue is recognised to the extent that it is probable that the economic benefits will flow to the Group and the revenue can be reliably measured. Revenue is measured at the fair value of the consideration received or receivable, excluding trade discount, rebate and sales return. The following specific recognition criteria must also be met before revenue is recognised:

*Sale of goods*

Revenue is recognized when the significant risks and rewards of ownership of the goods have passed to the buyer, usually upon the delivery of the goods.

*Rendering of services*

Where the contract outcome can be reliably measured, revenue is recognised by reference to the stage of completion. Stage of completion is based on actual physical accomplishments of the contract.

Where the contract outcome cannot be reliably measured, revenue is recognised only to the extent of the expenses recognized which are recoverable.

*Interest*

Revenue is recognised as the interest accrues (taking into account the effective yield on the asset) unless collectability is in doubt.

*Dividends*

Income is recognised when the Group's entitlement as an investor to receive the dividend is established.

**3.16 Taxation**

*Current income tax*

Current income tax assets and liabilities for the current and prior the period are measured at the amount expected to be recovered from or paid to the taxation authorities. The tax rates and tax laws used to compute the amount are those that are enacted as at the consolidated statement of financial position date.

1723  
TY  
HÂN  
VU  
HÓN  
CO  
HA

THUYẾT MINH BÁO CÁO TÀI CHÍNH HỢP NHẤT (tiếp theo)  
vào ngày 31 tháng 03 năm 2026 và cho Quý 1 năm 2026 kết thúc cùng ngày

**3. SUMMARY OF SIGNIFICANT ACCOUNTING POLICIES (continued)**

**3.16 Taxation (continued)**

*Current income tax (continued)*

Current income tax is charged or credited to the consolidated income statement, except when it relates to items recognised directly to equity, in which case the current income tax is also dealt with in equity.

Current income tax assets and liabilities are offset when there is a legally enforceable right for the Group to set off current tax assets against current tax liabilities and when the Group intends to settle its current tax assets and liabilities on a net basis.

*Deferred tax*

Deferred tax is provided using the liability method on temporary differences at the consolidated statement of financial position date between the tax base of assets and liabilities and their carrying amount for financial reporting purposes.

Deferred tax liabilities are recognized for all taxable temporary differences, except:

- ▶ where the deferred tax liability arises from the initial recognition of an asset or liability in a transaction which at the time of the related transaction affects neither the accounting profit nor taxable profit or loss; and
- ▶ in respect of taxable temporarily differences associated with investments in subsidiaries and associates, and interests in joint ventures where timing of the reversal of the temporary difference can be controlled and it is probable that the temporary difference will not reverse in the foreseeable future.

Deferred tax assets are recognized for all deductible temporary differences, carried forward unused tax credit and unused tax losses, to the extent that it is probable that taxable profit will be available against which deductible temporary differences, carried forward unused tax credit and unused tax losses can be utilized, except:

- ▶ where the deferred tax asset in respect of deductible temporary difference which arises from the initial recognition of an asset or liability which at the time of the related transaction, affects neither the accounting profit nor taxable profit or loss;
- ▶ in respect of deductible temporarily differences associated with investments in subsidiaries, associates, and interests in joint ventures, deferred tax assets are recognised only to the extent that it is probable that the temporary differences will reverse in the foreseeable future and taxable profit will be available against which the temporary differences can be utilised.

The carrying amount of deferred tax assets is reviewed at each statement of financial position date and reduced to the extent that it is no longer probable that sufficient taxable profit will be available to allow all or part of the deferred tax asset to be utilised. Previously unrecognised deferred tax assets are re-assessed at each statement of financial position date and are recognised to the extent that it has become probable that future taxable profit will allow the deferred tax assets to be recovered.

Deferred tax assets and liabilities are measured at the tax rates that are expected to apply in the period when the asset is realized, or the liability is settled based on tax rates and tax laws that have been enacted at the consolidated statement of financial position date.

Deferred tax is charged or credited to the consolidated income statement, except when it relates to items recognized directly to equity, in which case the deferred tax is also dealt with in the equity account.

THUYẾT MINH BÁO CÁO TÀI CHÍNH HỢP NHẤT (tiếp theo)  
vào ngày 31 tháng 03 năm 2026 và cho Quý 1 năm 2026 kết thúc cùng ngày

**3. SUMMARY OF SIGNIFICANT ACCOUNTING POLICIES (continued)**

**3.16 Taxation (continued)**

*Deferred tax (continued)*

Deferred tax assets and liabilities are offset when there is a legally enforceable right for the Group to off-set current tax assets against current tax liabilities and when they relate to income taxes levied by the same taxation authority on:

- ▶ either the same taxable entity; or
- ▶ when the Group intends either settle current tax liabilities and assets on a net basis or to realize the assets and settle the liabilities simultaneously, in each future period in which significant amounts of deferred tax liabilities or assets are expected to be settled or recovered.

**3.17 Earnings per share**

Basic earnings per share amounts are calculated by dividing net profit/(loss) after tax for the period attributable to ordinary shareholders of the Group (after adjusting for the bonus and welfare fund) by the weighted average number of ordinary shares outstanding during the period.

Diluted earnings per share amounts are calculated by dividing the net profit after tax attributable to ordinary equity holders of the Group (after adjusting for interest on the convertible preference shares) by the weighted average number of ordinary shares outstanding during the period plus the weighted average number of ordinary shares that would be issued on conversion of all the dilutive potential ordinary shares into ordinary shares.

**3.18 Segment information**

A segment is a component determined separately by the Group which is engaged in providing products or related services (business segment) or providing products or services in a particular economic environment (geographical segment), that is subject to risks and returns that are different from those of other segments.

The Group's production and business activities are mainly carried out within the territory of Vietnam. Therefore, the risk and profitability of the Group is not affected mainly because the Group operates in different geographic areas. As a result, management recognizes that the Group has only one geographical segment.

Business activities are organized and managed separately according to the nature of the products and services provided and include the following two business units:

- ▶ Selling goods and providing related services in terminals and airports (including restaurant services and mobile catering services, retailing in general trading stores, road passenger transport, advertising, currency exchange and other services); and
- ▶ Providing hotel and restaurant services (outside terminals and airports).

**3.19 Related parties**

Parties are considered to be related parties of the Group if one party has the ability to control directly or indirectly the other party or exercise significant influence over the other party in making financial and operating decisions, or when the Group and other party are under common control or under common significant influence. Related parties can be enterprise or individual, including close members of the family of any such individual.

THUYẾT MINH BÁO CÁO TÀI CHÍNH HỢP NHẤT (tiếp theo)  
vào ngày 31 tháng 03 năm 2026 và cho Quý 1 năm 2026 kết thúc cùng ngày

**4. CASH AND CASH EQUIVALENTS**

	<i>Currency: VND</i>	
	<i>31 March 2026</i>	<i>01 January 2026</i>
Cash on hand	9,112,133,631	9,046,392,724
Cash at banks	134,959,316,309	118,879,873,878
Cash in transit	168,478,454	111,792,877
Cash equivalents	80,232,078,465	72,286,513,544
- <i>Term deposits (*)</i>	80,227,807,868	72,282,096,068
- <i>Other cash equivalents (**)</i>	4,270,597	4,417,476
<b>TOTAL</b>	<b><u>224,472,006,859</u></b>	<b><u>200,324,573,023</u></b>

(\*) This represents VND-denominated bank deposits and accrued interest on such deposits placed at commercial banks, with original maturities and remaining terms to maturity of less than 3 months, bearing interest rates ranging from 4.6% to 4.75% per annum (as at 31 December 2025: from 3% to 4.75% per annum).

(\*\*) Other cash equivalents are demand deposits at securities companies.

**5. SHORT-TERM INVESTMENTS**

	<i>Currency: VND</i>	
	<i>31 March 2026</i>	<i>01 January 2026</i>
Term deposits (*)	225,440,287,084	212,169,891,833
Accrued interest on bank deposits	2,791,425,501	4,945,146,874
<b>TOTAL</b>	<b><u>228,231,712,585</u></b>	<b><u>217,115,038,707</u></b>

(\*) The period-end, held-to-maturity investments include VND-denominated term deposits at commercial banks with terms of more than 3 months to less than 12 months and earning interest rates ranging from 2.9% per annum to 8.5% per annum (as at 31 December 2025 from 2.9% per annum to 6.9% per annum).

**6. SHORT-TERM TRADE RECEIVABLES AND ADVANCES TO SUPPLIERS**

**6.1 Short-term trade receivables**

	<i>Currency: VND</i>	
	<i>31 March 2026</i>	<i>01 January 2026</i>
Vietnam Joint Stock Commercial Bank for Foreign Trade	7,262,862,000	12,217,493,665
Kim Ngan Construction Advertising Company Limited	9,540,886,458	9,288,822,273
Vietnam Technological and Commercial Joint Stock Bank	-	11,718,919,000
Klook Vietnam Travel Co., Ltd	8,681,743,521	13,946,394,690
Other customers	29,321,469,942	21,873,923,315
Trade receivables from related parties (Note 32)	1,737,306,766	2,080,255,548
<b>TOTAL</b>	<b><u>56,544,268,687</u></b>	<b><u>71,125,808,491</u></b>
Provision for doubtful receivables	(848,095,921)	(848,095,921)

THUYẾT MINH BÁO CÁO TÀI CHÍNH HỢP NHẤT (tiếp theo)  
vào ngày 31 tháng 03 năm 2026 và cho Quý 1 năm 2026 kết thúc cùng ngày

**6. SHORT-TERM TRADE RECEIVABLES AND ADVANCES TO SUPPLIERS (continued)**

**6.1 Short-term trade receivables (continued)**

*Details of increase and decrease in provisions for bad debts:*

Currency: VND

	<i>For the 3-month period ended 31 March 2026</i>	<i>For the 3-month period ended 31 March 2025</i>
Beginning balance	848,095,921	182,975,807
Ending balance	<u>848,095,921</u>	<u>182,975,807</u>

**6.2 Short-term advances to suppliers**

Currency: VND

	<i>31 March 2026</i>	<i>01 January 2026</i>
Milaco Finishing Interior & Constructions Company Limited	5,061,086,144	1,984,000,000
T.S.I Vietnam Co., Ltd	4,825,000,000	4,825,000,000
Viet Equipment Joint Stock Company	1,483,583,989	1,974,047,600
Tin Thanh Interior Decoration Construction and Trading Joint Stock Company	3,111,878,623	-
Other customers	17,043,001,212	8,680,398,825
<b>TOTAL</b>	<b><u>31,524,549,968</u></b>	<b><u>17,463,446,425</u></b>

**7. OTHER RECEIVABLES**

Currency: VND

	<i>31 March 2026</i>	<i>01 January 2026</i>
<b>Short-term</b>		
Advances to employees	23,625,421,003	10,805,250,228
Deposits, mortgages or collaterals	6,297,349,651	3,192,876,496
Others short-term receivables	9,961,006,087	6,693,471,205
<b>TOTAL</b>	<b><u>39,883,776,741</u></b>	<b><u>20,691,597,929</u></b>

*In which:*

<i>Other receivables from related parties (Note 32)</i>	6,915,067,820	1,923,463,180
<i>Other short-term receivables</i>	32,968,708,921	18,768,134,749

**Long-term**

Deposits for premise rentals	11,374,358,026	15,981,211,000
Other long-term receivables	3,000,000	3,000,000
<b>TOTAL</b>	<b><u>11,377,358,026</u></b>	<b><u>15,984,211,000</u></b>

*In which:*

<i>Other receivables from related parties (Note 32)</i>	30,000,000	4,741,920,120
<i>Other long-term receivables</i>	11,347,358,026	11,242,290,880

THUYẾT MINH BÁO CÁO TÀI CHÍNH HỢP NHẤT (tiếp theo)  
vào ngày 31 tháng 03 năm 2026 và cho Quý 1 năm 2026 kết thúc cùng ngày

**8. INVENTORIES**

*Currency: VND*

	31 March 2026		01 January 2026	
	Cost	Provision	Cost	Provision
Merchandises	101,545,329,532	-	105,856,020,646	-
Tools and supplies	3,173,963,240	-	2,584,816,682	-
Good in transit	5,383,541,362	-	4,736,375,570	-
<b>TOTAL</b>	<b>110,102,834,134</b>	<b>-</b>	<b>113,177,212,898</b>	<b>-</b>

**9. PREPAID EXPENSES**

*Currency: VND*

	31 March 2026	01 January 2026
	<b>Short-term</b>	
Tools and supplies	1,573,215,997	1,891,833,793
Repair and maintenance	1,511,972,538	831,262,781
Asset insurance expenses	377,226,913	334,768,809
Prepaid rental expenses	1,343,966,323	873,223,975
Uniform expenses	1,396,554,319	1,790,288,474
Others	5,152,841,783	2,705,233,818
<b>TOTAL</b>	<b>11,355,777,873</b>	<b>8,426,611,650</b>
<b>Long-term</b>		
Tools and supplies	11,113,090,263	11,666,258,375
Repair and maintenance	6,919,781,770	6,383,845,810
Uniform expenses	78,118,037	67,582,801
Guarantee issuance fees	2,468,455,758	2,369,198,428
Others	3,291,981,012	3,572,268,277
<b>TOTAL</b>	<b>23,871,426,840</b>	<b>24,059,153,691</b>

**10. OTHER CURRENT ASSETS**

*Currency: VND*

	31 March 2026	01 January 2026
Term deposits (*)	55,000,000	12,255,000,000
Accrued interest on bank deposits	14,918	39,912,329
<b>TOTAL</b>	<b>55,014,918</b>	<b>12,294,912,329</b>

(\*) This represents VND-denominated deposits placed at commercial banks with original maturities of less than 3 months, bearing interest rates ranging from 3% to 4.8% per annum (as at 31 December 2025: from 3% to 4.8% per annum). These deposits are pledged by a subsidiary of the Company as collateral for a contract.

Taseco Air Services Joint Stock Company

B09-DN/HN

NOTES TO THE CONSOLIDATED FINANCIAL STATEMENTS (continued)  
As at 31 March 2026 and for Quarter 1/2026 then ended

11. TANGIBLE FIXED ASSETS

	Building and structures	Machinery and equipment	Means of transportation	Office equipment	Others	Total
<i>Currency: VND</i>						
<b>Cost:</b>						
<b>As at 01 January 2026</b>	<b>282,558,730,587</b>	<b>67,569,206,235</b>	<b>8,634,785,834</b>	<b>43,490,205,720</b>	<b>2,275,837,710</b>	<b>404,528,766,086</b>
- New purchase	-	3,058,071,596	210,150,000	2,103,927,347	66,180,000	5,438,328,943
- Transfer from construction in progress	2,022,724,337	629,126,390	-	-	-	2,651,850,727
- Other deductions	-	(38,457,850)	-	-	-	(38,457,850)
<b>As at 31 March 2026</b>	<b>284,581,454,924</b>	<b>71,217,946,371</b>	<b>8,844,935,834</b>	<b>45,594,133,067</b>	<b>2,342,017,710</b>	<b>412,580,487,906</b>
<i>In which:</i>						
<i>Fully depreciated</i>	86,131,928,128	30,872,619,792	4,881,469,987	9,335,635,295	-	131,221,653,202
<b>Accumulated depreciation:</b>						
<b>As at 01 January 2026</b>	<b>146,431,110,665</b>	<b>45,779,465,626</b>	<b>5,170,134,525</b>	<b>23,822,653,424</b>	<b>638,718,567</b>	<b>221,842,082,807</b>
- Depreciation for the period	6,458,688,541	2,148,895,895	259,552,384	1,065,405,234	137,972,400	10,070,514,454
- Other deductions	-	(38,457,850)	-	-	-	(38,457,850)
<b>As at 31 March 2026</b>	<b>152,889,799,206</b>	<b>47,889,903,671</b>	<b>5,429,686,909</b>	<b>24,888,058,658</b>	<b>776,690,967</b>	<b>231,874,139,411</b>
<b>Net carrying amount:</b>						
<b>As at 01 January 2026</b>	<b>136,127,619,922</b>	<b>21,789,740,609</b>	<b>3,464,651,309</b>	<b>19,667,552,296</b>	<b>1,637,119,143</b>	<b>182,686,683,279</b>
<b>As at 31 March 2026</b>	<b>131,691,655,718</b>	<b>23,328,042,700</b>	<b>3,415,248,925</b>	<b>20,706,074,409</b>	<b>1,565,326,743</b>	<b>180,706,348,495</b>

Taseco Air Services Joint Stock Company

B 09a-DN/HN

NOTES TO THE CONSOLIDATED FINANCIAL STATEMENTS (continued)  
As at 31 March 2026 and for Quarter 1/2026 then ended

**12. INTANGIBLE FIXED ASSETS**

	Land use rights	Computer software	Others	Total
<b>Cost:</b>				
<b>As at 01 January 2026</b>	<b>23,564,429,588</b>	<b>4,392,939,687</b>	<b>279,138,012</b>	<b>28,236,507,287</b>
- Sale and transfer of usage rights	(2,375,036,329)	-	-	(2,375,036,329)
- Other deductions	-	-	(58,010,000)	(58,010,000)
<b>As at 31 March 2026</b>	<b>21,189,393,259</b>	<b>4,392,939,687</b>	<b>221,128,012</b>	<b>25,803,460,958</b>
<i>In which:</i>				
<i>Fully amortized</i>	-	3,275,818,174	187,591,988	3,463,410,162
<b>Accumulated amortization:</b>				
<b>As at 01 January 2026</b>	-	<b>4,064,665,473</b>	<b>248,732,768</b>	<b>4,313,398,241</b>
- Amortization during the period	-	51,284,130	19,374,844	70,658,974
- Other deductions	-	-	(58,010,000)	(58,010,000)
<b>As at 31 March 2026</b>	-	<b>4,115,949,603</b>	<b>210,097,612</b>	<b>4,326,047,215</b>
<b>Carrying amount:</b>				
<b>As at 01 January 2026</b>	<b>23,564,429,588</b>	<b>328,274,214</b>	<b>30,405,244</b>	<b>23,923,109,046</b>
<b>As at 31 March 2026</b>	<b>21,189,393,259</b>	<b>276,990,084</b>	<b>11,030,400</b>	<b>21,477,413,743</b>

1/2026

NOTES TO THE CONSOLIDATED FINANCIAL STATEMENTS (continued)  
As at 31 March 2026 and for Quarter 1/2026 then ended

**13. CONSTRUCTION IN PROGRESS**

	<i>Currency: VND</i>	
	<i>31 March 2026</i>	<i>01 January 2026</i>
Construction costs of kiosks	3,586,037,972	1,282,001,965
<b>TOTAL</b>	<b><u>3,586,037,972</u></b>	<b><u>1,282,001,965</u></b>

**14. LONG-TERM INVESTMENTS**

	<i>Note</i>		<i>Currency: VND</i>	
	<i>31 March 2026</i>		<i>01 January 2026</i>	
	<i>Cost</i>	<i>Provision</i>	<i>Cost</i>	<i>Provision</i>
Investment in associates	14.1 86,873,728,075	-	74,142,555,697	-
Investment in other entities	14.2 6,405,140,700	(668,988,700)	6,405,140,700	(47,876,700)
Held-to-maturity investments	14.3 1,510,574,920	-	3,365,067,787	-
<b>TOTAL</b>	<b><u>94,789,443,695</u></b>	<b><u>(668,988,700)</u></b>	<b><u>83,912,764,184</u></b>	<b><u>(47,876,700)</u></b>

NOTES TO THE CONSOLIDATED FINANCIAL STATEMENTS (continued)  
As at 31 March 2026 and for Quarter 1/2026 then ended

**14. LONG-TERM INVESTMENT** (continued)

**14.1. Investments in associates**

	% of ownership and voting right	
	31 March 2026	01 January 2026
Vietnam Air Catering Services Joint Stock Company ("VinaCS")	29,29%	29,29%

As 31 March 2026, details of these investments in associates are as follows:

Currency: VND  
VinaCS Company

**Cost of investment:**

As at 01 January 2026 95,534,334,282

As at 31 March 2026 95,534,334,282

**Goodwill:**

As at 01 January 2026 10,871,665,718

As at 31 March 2026 10,871,665,718

**Accumulated loss after acquisition of associate:**

As at 01 January 2026 (32,263,444,303)

- Profit from associates during the period 12,731,172,378

As at 31 March 2026 (19,532,271,925)

**Carrying amount**

As at 01 January 2026 74,142,555,697

As at 31 March 2026 86,873,728,075

NOTES TO THE CONSOLIDATED FINANCIAL STATEMENTS (continued)  
As at 31 March 2026 and for Quarter 1/2026 then ended

**14. LONG-TERM INVESTMENT** (continued)

**14.2. Investments in other entities**

	Currency: VND			
	31 March 2026		01 January 2026	
	Cost	Provision	Cost	Provision
Investments in other entities (*)	6,405,140,700	(668,988,700)	6,405,140,700	(47,876,700)
<b>TOTAL</b>	<b>6,405,140,700</b>	<b>(668,988,700)</b>	<b>6,405,140,700</b>	<b>(47,876,700)</b>

(\*) This is an equity investment in a company that provides relating services within the airport.

Details of the provision for investment in other entities are as follows:

	Currency: VND	
	For the 3-month period ended 31 March 2026	For the 3-month period ended 31 March 2025
Beginning balance	47,876,700	1,107,420,700
Add: Provisions made during the period	621,112,000	-
Less: Reversal of provisions during the period	-	(1,107,420,700)
Ending balance	<u>668,988,700</u>	<u>-</u>

NOTES TO THE CONSOLIDATED FINANCIAL STATEMENTS (continued)  
As at 31 March 2026 and for Quarter 1/2026 then ended

14. LONG-TERM INVESTMENT (continued)

14.3. Held-to-maturity investments

	31 March 2026		01 January 2026		Carrying value
	Cost	Carrying value	Cost	Carrying value	
Bonds (*)	500,000,000	500,000,000	500,000,000	500,000,000	500,000,000
Term deposits (**)	941,000,000	941,000,000	2,724,726,027	2,724,726,027	2,724,726,027
Accrued interest on bank deposits and bonds	69,574,920	69,574,920	140,341,760	140,341,760	140,341,760
<b>TOTAL</b>	<b>1,510,574,920</b>	<b>1,510,574,920</b>	<b>3,365,067,787</b>	<b>3,365,067,787</b>	<b>3,365,067,787</b>

Currency: VND

(\*) This is an investment in bonds issued by Vietnam Joint Stock Commercial Bank for Industry and Trade ("Vietinbank") with a 10-year term and receiving interest annually. The bond interest rate is the reference rate of Vietinbank plus 1.2%-1.3% per annum, maturing on 20 July 2033. The reference interest rate is Vietinbank's floating interest rate, which is periodically adjusted.

(\*\*) Term deposits the period-end include VND-denominated deposits at commercial banks with terms of more than 12 months and earning an interest rate from 4.2% per annum to 5.6% per annum.

NOTES TO THE CONSOLIDATED FINANCIAL STATEMENTS (continued)  
As at 31 March 2026 and for Quarter 1/2026 then ended

**15. GOODWILL**

	<i>Jalux Taseco Company</i>		<i>Ha Linh Company</i>	<i>Currency: VND</i>
				<i>Total</i>
<b>Cost:</b>				
As at 01 January 2026	45,893,245,531	17,262,786,313		63,156,031,844
As at 31 March 2026	45,893,245,531	17,262,786,313		63,156,031,844
<b>Accumulated amortization:</b>				
As at 01 January 2026	45,893,245,531	6,041,975,209		51,935,220,740
Amortization for the period	-	431,569,658		431,569,658
As at 31 March 2026	45,893,245,531	6,473,544,867		52,366,790,398
<b>Carrying amount:</b>				
As at 01 January 2026	-	11,220,811,104		11,220,811,104
As at 31 March 2026	-	10,789,241,446		10,789,241,446

# Taseco Air Services Joint Stock Company

B 09a-DN/HN

NOTES TO THE CONSOLIDATED FINANCIAL STATEMENTS (continued)  
As at 31 March 2026 and for Quarter 1/2026 then ended

## 16. SHORT-TERM TRADE PAYABLES AND ADVANCES FROM CUSTOMERS

### 16.1 Short-term trade payables

	31 March 2026		01 January 2026	
	Cost	Payable amount	Cost	Payable amount
Pernod Ricard Hong Kong Limited	-	-	3,259,411,429	3,259,411,429
Jalux Inc	3,828,703,814	3,828,703,814	7,629,104,540	7,629,104,540
Noi Toan Fresh Food Co., Ltd	4,923,231,840	4,923,231,840	2,171,553,555	2,171,553,555
JT Singapore International Co., Ltd	-	-	7,158,902,439	7,158,902,439
Other suppliers	41,947,634,626	41,947,634,626	53,788,237,133	53,788,237,133
Trade payables to related parties (Note 32)	4,032,580,598	4,032,580,598	3,656,160,403	3,656,160,403
<b>TOTAL</b>	<b>54,732,150,878</b>	<b>54,732,150,878</b>	<b>77,663,369,499</b>	<b>77,663,369,499</b>

Currency: VND

### 16.2 Short-term advances from customers

	31 March 2026		01 January 2026	
	Cost	Payable amount	Cost	Payable amount
Vietnam Technological and Commercial Joint Stock Bank	-	-	-	-
Vietnam Joint Stock Commercial Bank for Foreign Trade	9,355,785,000	4,749,214,735	18,742,803,600	18,742,803,600
Nam A Commercial Joint Stock Bank	4,749,214,735	2,200,000,000	6,200,000,000	6,200,000,000
POJ Joint Stock Company	2,200,000,000	6,535,478,940	-	-
Other customers	6,535,478,940	4,570,292,858	3,590,646,395	3,590,646,395
<b>TOTAL</b>	<b>27,410,771,533</b>	<b>27,410,771,533</b>	<b>28,533,449,995</b>	<b>28,533,449,995</b>

Currency: VND

# Taseco Air Services Joint Stock Company

B 09a-DN/HN

NOTES TO THE CONSOLIDATED FINANCIAL STATEMENTS (continued)  
As at 31 March 2026 and for Quarter 1/2026 then ended

## 17. STATUTORY OBLIGATIONS

Currency: VND

	01 January 2026	Payable for the period	Payment made in the period	31 March 2026
<b>Payable</b>				
Corporate income tax	22,767,551,168	20,098,102,788	(22,800,019,860)	20,065,634,096
Personal income tax	507,197,855	8,085,727,330	(8,346,896,573)	246,028,612
Special Consumption Tax	123,459,849	389,257,819	(367,104,815)	145,612,853
Value added tax	8,514,661,528	6,494,627,807	(12,280,532,568)	2,728,756,767
Other taxes	2,130,284,220	363,370,917	(2,298,364,602)	195,290,535
<b>TOTAL</b>	<b>34,043,154,620</b>	<b>35,431,086,661</b>	<b>(46,092,918,418)</b>	<b>23,381,322,863</b>

	01 January 2026	Receivable for the period	Net-off in the period	31 March 2026
<b>Receivables</b>				
Personal income tax	31,388,689	533,425,526	(52,502,712)	512,311,503
Corporate income tax	5,120,481,206	-	(4,693,016,324)	427,464,882
Value added tax	23,313,816,242	11,365,281,852	(11,171,057,069)	23,508,041,025
<b>TOTAL</b>	<b>28,465,686,137</b>	<b>11,898,707,378</b>	<b>(15,916,576,105)</b>	<b>24,447,817,410</b>

NOTES TO THE CONSOLIDATED FINANCIAL STATEMENTS (continued)  
As at 31 March 2026 and for Quarter 1/2026 then ended

**18. DIVIDENDS AND PROFIT PAYABLE**

	<i>Currency: VND</i>	
	<i>31 March 2026</i>	<i>01 January 2026</i>
Dividends payable to other parties	24,134,480	31,715,730
Dividends payable to related parties (Note 32)	9,450,000	14,360,500,000
<b>TOTAL</b>	<b><u>33,584,480</u></b>	<b><u>14,392,215,730</u></b>

**19. SHORT-TERM ACCRUED EXPENSES**

	<i>Currency: VND</i>	
	<i>31 March 2026</i>	<i>01 January 2026</i>
Conference expenses	5,848,177,989	4,705,402,185
Lounge service charge	4,008,135,722	2,034,166,615
Rental expenses	24,283,945,776	14,059,139,898
Audit expenses	964,800,653	937,629,623
Purchase expenses	5,747,734,509	6,515,663,987
Apartment rental expenses	4,338,467,185	4,345,870,056
Other expenses	2,115,471,618	1,273,455,359
Payables to related parties (Note 32)	1,077,161,231	1,304,852,994
<b>TOTAL</b>	<b><u>48,383,894,683</u></b>	<b><u>35,176,180,717</u></b>

**20. OTHER SHORT-TERM PAYABLES**

	<i>Currency: VND</i>	
	<i>31 March 2026</i>	<i>01 January 2026</i>
Deposit received	365,928,000	186,000,000
Social insurance, trade union fees	2,470,209,053	1,265,640,920
Other payables	2,987,221,888	2,527,426,190
Payables to related parties (Note 32)	4,000,000	4,000,000
<b>TOTAL</b>	<b><u>5,827,358,941</u></b>	<b><u>3,983,067,110</u></b>

# Taseco Air Services Joint Stock Company

B 09a-DN/HN

NOTES TO THE CONSOLIDATED FINANCIAL STATEMENTS (continued)  
As at 31 March 2026 and for Quarter 1/2026 then ended

## 21. LOANS

Note	01 January 2026		Movement during the period			31 March 2026	
	Balance	Payable amount	Increase	Decrease	Balance	Payable amount	
<b>Short term</b>							
Loans from banks	57,874,903,676	57,874,903,676	23,823,507,334	(40,715,441,094)	40,982,969,916	40,982,969,916	
Current portion of long-term loans	555,750,000	555,750,000	-	(555,750,000)	-	-	
<b>TOTAL</b>	<b>58,430,653,676</b>	<b>58,430,653,676</b>	<b>23,823,507,334</b>	<b>(41,271,191,094)</b>	<b>40,982,969,916</b>	<b>40,982,969,916</b>	

Currency: VND

### Short-term loans from banks

Details of the short-term loans from banks are as follows:

Bank	31 March 2026 VND	Principal and interest repayment term	Interest rate(%/annum)	Description of collateral
Credit card issued by Vietnam Joint Stock Commercial Bank for Industry and Trade – Bac Thang Long Branch	10,694,160	The principal repayment term is 45 days, maturing in April 2026	18%/Year for late payment	Deposit with the value of VND 500 million at the lending bank owned Jalux Company.
Credit card issued by Ho Chi Minh City Development Joint Stock Commercial Bank – Ba Dinh Branch – Tay Ho Transaction Office	16,676,409	The principal repayment term is 45 days, maturing in April 2026	10%/Year for late payment	Deposit with the value of VND 60 million at the lending bank owned Jalux Company.
Vietnam Joint Stock Commercial Bank for Foreign Trade – Chuong Duong branch	11,653,500,000	Interest is payable on the 25th each month. Principal is due in July 2026	6.7-7.2%	Deposits at the lending bank owned by the Company.
Vietnam Joint Stock Commercial Bank for Industry and Trade – Thanh Xuan Branch	29,302,099,347	Interest is payable on the 25th each month. Principal is due in December 2026	7.0-8.0%	Deposits at the lending bank owned by the Company.
<b>TOTAL</b>	<b>40,982,969,916</b>			

NOTES TO THE CONSOLIDATED FINANCIAL STATEMENTS (continued)  
As at 31 March 2026 and for Quarter 1/2026 then ended

**22. BONUS AND WELFARE FUND**

	For the 3-month period ended 31 March 2026	For the 3-month period ended 31 March 2025	Currency: VND
Beginning balance	11,106,472,558	7,615,476,912	
Add: Distribution from retained earnings	60,000,000	-	
Less: Utilisation during the period	(6,543,222,198)	(3,870,055,530)	
Ending balance	4,623,250,360	3,745,421,382	

**23. OWNERS' EQUITY**

**23.1 Increase and decrease in owners' equity**

	Interest for shareholders of the parent company (Accumulated loss)/ Undistributed earnings		Non-controlling interest	Total	Currency: VND
	Issued share capital	Undistributed earnings			
<b>For the 3-month period ended 31 March 2025</b>					
As at 01 January 2025	450,000,000,000	76,341,501,518	91,958,137,213	618,299,638,731	
- Net profit for the period	-	54,663,465,814	19,109,071,202	73,772,537,016	
- Remuneration to the Board of Directors	-	(152,167,500)	(14,332,500)	(166,500,000)	
As at 31 March 2025	450,000,000,000	130,852,799,832	111,052,875,915	691,905,675,747	
<b>For the 3-month period ended 31 March 2026</b>					
As at 01 January 2026	450,000,000,000	136,890,909,056	99,929,238,369	686,820,147,425	
- Net profit for the period	-	100,919,143,835	28,036,661,809	128,955,805,644	
- Distribution to bonus and welfare fund	-	71,635,000	(131,635,000)	(60,000,000)	
- Remuneration to the Board of Directors	-	(152,167,500)	(14,332,500)	(166,500,000)	
As at 31 March 2026	450,000,000,000	237,729,520,391	127,819,932,678	815,549,453,069	

# Taseco Air Services Joint Stock Company

B 09a-DN/HN

NOTES TO THE CONSOLIDATED FINANCIAL STATEMENTS (continued)  
As at 31 March 2026 and for Quarter 1/2026 then ended

## 23. OWNERS' EQUITY (continued)

### 23.2 Share capital

	31 March 2026			01 January 2026		
	Total	Common share	Preferred share	Total	Common share	Preferred share
Taseco Group Joint Stock Company	229,500,000,000	229,500,000,000	-	229,500,000,000	229,500,000,000	-
Other shareholders	220,500,000,000	220,500,000,000	-	220,500,000,000	220,500,000,000	-
<b>TOTAL</b>	<b>450,000,000,000</b>	<b>450,000,000,000</b>	<b>-</b>	<b>450,000,000,000</b>	<b>450,000,000,000</b>	<b>-</b>

Currency: VND



NOTES TO THE CONSOLIDATED FINANCIAL STATEMENTS (continued)  
As at 31 March 2026 and for Quarter 1/2026 then ended

**23. OWNERS' EQUITY** (continued)

**23.3 Capital transactions with owners and distribution of dividends, profits**

	Currency: VND	
	<i>For the 3-month period ended 31 March 2026</i>	<i>For the 3-month period ended 31 March 2025</i>
<b>Contributed capital</b>	<b>450,000,000,000</b>	<b>450,000,000,000</b>
Beginning balance	450,000,000,000	450,000,000,000
Ending balance	<u>450,000,000,000</u>	<u>450,000,000,000</u>
Declared dividend	<u>-</u>	<u>-</u>

**23.4 Dividend**

	<i>For the 3-month period ended 31 March 2026</i>	<i>For the 3-month period ended 31 March 2025</i>
<b>Dividends declared</b>	-	-
<b>Dividends paid</b>	<b>6,531,250</b>	-

**23.5 Shares**

	<i>31 March 2026</i>	<i>01 January 2026</i>
	<i>Quantity</i>	<i>Quantity</i>
<b>Authorized shares</b>	<b>45,000,000</b>	<b>45,000,000</b>
<b>Issued shares</b>	<b>45,000,000</b>	<b>45,000,000</b>
Ordinary shares	45,000,000	45,000,000
<b>Treasury shares</b>	-	-
Ordinary shares	-	-
<b>Treasury shares</b>	<b>45,000,000</b>	<b>45,000,000</b>
Ordinary shares	45,000,000	45,000,000

Par value of outstanding shares: VND 10,000/share (31 December 2025: VND 10,000/share).

## Taseco Air Services Joint Stock Company

B 09a-DN/HN

NOTES TO THE CONSOLIDATED FINANCIAL STATEMENTS (continued)  
As at 31 March 2026 and for Quarter 1/2026 then ended

### 24. NON-CONTROLLING INTERESTS

Currency: VND

	Non-controlling interests in subsidiaries						Total
	Taseco Da Nang Company	Taseco Media Company	Taseco Sai Gon Company	Jalux Taseco Company	Taseco Phu Quoc Company	Ha Linh Company	
<b>As at 31 March 2026</b>							
Contributed charter capital	50,000,000	15,000,000	17,500,000,000	17,909,500,000	3,500,000,000	9,800,000,000	48,774,500,000
Undistributed earnings	373,299,292	67,260,941	47,975,640,774	132,574,843,563	24,427,918,269	25,497,229,839	230,916,192,678
Accumulated dividends	(275,060,000)	(52,000,000)	(31,990,000,000)	(82,383,700,000)	(16,100,000,000)	(21,070,000,000)	(151,870,760,000)
<b>TOTAL</b>	<b>148,239,292</b>	<b>30,260,941</b>	<b>33,485,640,774</b>	<b>68,100,643,563</b>	<b>11,827,918,269</b>	<b>14,227,229,839</b>	<b>127,819,932,678</b>
<b>For the 3-month period ended 31 March 2026</b>							
Profit of post-acquisition for the 3-month period ended 31 March 2026	18,923,982	11,880,956	8,522,688,678	8,303,450,416	7,980,746,456	3,198,971,321	28,036,661,809
<b>TOTAL</b>	<b>18,923,982</b>	<b>11,880,956</b>	<b>8,522,688,678</b>	<b>8,303,450,416</b>	<b>7,980,746,456</b>	<b>3,198,971,321</b>	<b>28,036,661,809</b>

# Taseco Air Services Joint Stock Company

B 09a-DN/HN

NOTES TO THE CONSOLIDATED FINANCIAL STATEMENTS (continued)  
As at 31 March 2026 and for Quarter 1/2026 then ended

## 25. REVENUES

### 25.1 Revenue from sale of goods and rendering of services

	Quarter 1/2026	Quarter 1/2025	Accumulative from the beginning of the year to the end of quarter 1 2026	Accumulative from the beginning of the year to the end of quarter 1 2025	Currency: VND
<b>Gross revenue</b>	<b>555,973,947,060</b>	<b>384,845,799,703</b>	<b>555,973,947,060</b>	<b>384,845,799,703</b>	
<i>In which:</i>					
Sale of goods	267,775,594,113	230,707,595,434	267,775,594,113	230,707,595,434	
Rendering of services	288,198,352,947	154,138,204,269	288,198,352,947	154,138,204,269	
<b>Deductions</b>	-	-	-	-	
<b>Net revenue</b>	<b>555,973,947,060</b>	<b>384,845,799,703</b>	<b>555,973,947,060</b>	<b>384,845,799,703</b>	
<i>In which:</i>					
Sale of goods	267,775,594,113	230,707,595,434	267,775,594,113	230,707,595,434	
Rendering of services	288,198,352,947	154,138,204,269	288,198,352,947	154,138,204,269	
<i>In which:</i>					
Sales to related parties (Note 32)	754,583,295	709,006,033	754,583,295	709,006,033	
Sales to others	555,219,363,765	384,136,793,670	555,219,363,765	384,136,793,670	

### 25.2 Finance income

	Quarter 1/2026	Quarter 1/2025	Accumulative from the beginning of the year to the end of quarter 1 2026	Accumulative from the beginning of the year to the end of quarter 1 2025	Currency: VND
Interest from deposits, bonds	3,592,453,299	3,338,143,638	3,592,453,299	3,338,143,638	
Foreign exchange gains	634,477,411	731,207,557	634,477,411	731,207,557	
Others	4,121,802	1,432,000	4,121,802	1,432,000	
<b>TOTAL</b>	<b>4,231,052,512</b>	<b>4,070,783,195</b>	<b>4,231,052,512</b>	<b>4,070,783,195</b>	

# Taseco Air Services Joint Stock Company

B 09a-DN/HN

NOTES TO THE CONSOLIDATED FINANCIAL STATEMENTS (continued)  
As at 31 March 2026 and for Quarter 1/2026 then ended

## 26. COST OF GOODS SOLD AND SERVICES RENDERED

	Quarter 1/2026	Quarter 1/2025	Accumulative from the beginning of the year to the end of quarter 1 2026	Accumulative from the beginning of the year to the end of quarter 1 2025
Cost of goods sold	91,714,409,108	79,709,016,529	91,714,409,108	79,709,016,529
Cost of services rendered	99,492,911,243	62,598,015,247	99,492,911,243	62,598,015,247
<b>TOTAL</b>	<b>191,207,320,351</b>	<b>142,307,031,776</b>	<b>191,207,320,351</b>	<b>142,307,031,776</b>

Currency: VND

## 27. FINANCE EXPENSES

	Quarter 1/2026	Quarter 1/2025	Accumulative from the beginning of the year to the end of quarter 1 2026	Accumulative from the beginning of the year to the end of quarter 1 2025
Loan interest expenses	931,129,349	657,782,021	931,129,349	657,782,021
Provision/(reversal of provision) for investment of other entities	621,112,000	(1,107,420,700)	621,112,000	(1,107,420,700)
Foreign exchange loss	792,445,675	385,412,014	792,445,675	385,412,014
<b>TOTAL</b>	<b>2,344,687,024</b>	<b>(64,226,665)</b>	<b>2,344,687,024</b>	<b>(64,226,665)</b>

Currency: VND



# Taseco Air Services Joint Stock Company

B 09a-DN/HN

NOTES TO THE CONSOLIDATED FINANCIAL STATEMENTS (continued)  
As at 31 March 2026 and for Quarter 1/2026 then ended

## 28. SELLING EXPENSES AND GENERAL AND ADMINISTRATIVE EXPENSES

	Quarter 1/2026	Quarter 1/2025	Accumulative from the beginning of the year to the end of quarter 1 2026	Accumulative from the beginning of the year to the end of quarter 1 2025	Currency: VND
<b>Selling expenses</b>					
Labor costs	59,530,273,952	38,628,060,923	59,530,273,952	38,628,060,923	
Warehouse, ground rental costs	75,852,315,016	50,793,098,552	75,852,315,016	50,793,098,552	
External services expenses	18,873,453,770	12,392,748,507	18,873,453,770	12,392,748,507	
Raw materials	4,929,220,382	3,574,010,551	4,929,220,382	3,574,010,551	
Depreciation and amortization	7,132,869,682	3,818,786,597	7,132,869,682	3,818,786,597	
Others	4,391,222,705	1,553,656,400	4,391,222,705	1,553,656,400	
<b>TOTAL</b>	<b>170,709,355,507</b>	<b>110,760,361,530</b>	<b>170,709,355,507</b>	<b>110,760,361,530</b>	
<b>General and administrative expenses</b>					
Labor cost	37,512,995,096	30,021,987,931	37,512,995,096	30,021,987,931	
Expenses for external services	12,117,331,503	9,692,562,173	12,117,331,503	9,692,562,173	
Warehouse, ground rental costs	3,271,750,142	2,869,726,040	3,271,750,142	2,869,726,040	
Raw materials	1,274,995,980	994,519,347	1,274,995,980	994,519,347	
Depreciation and amortization	1,253,867,625	1,004,486,511	1,253,867,625	1,004,486,511	
Goodwill amortization	431,569,658	2,196,694,486	431,569,658	2,196,694,486	
Others	4,437,803,640	2,156,461,472	4,437,803,640	2,156,461,472	
<b>TOTAL</b>	<b>60,300,313,644</b>	<b>48,936,437,960</b>	<b>60,300,313,644</b>	<b>48,936,437,960</b>	

# Taseco Air Services Joint Stock Company

B 09a-DN/HN

NOTES TO THE CONSOLIDATED FINANCIAL STATEMENTS (continued)  
As at 31 March 2026 and for Quarter 1/2026 then ended

## 29. OTHER INCOME AND EXPENSES

	Quarter 1/2026	Quarter 1/2025	Accumulative from the beginning of the year to the end of quarter 1 2026	Accumulative from the beginning of the year to the end of quarter 1 2025	Currency: VND
<b>Other income</b>					
Income from promotional program of mobile phone cards	1,189,857,234	261,943,266	1,189,857,234	261,943,266	
Gain on disposal of PPE, tools and equipment, and transfer of land use rights	3,990,007,442	-	3,990,007,442	-	
Other income	674,600,617	105,930,964	674,600,617	105,930,964	
	<b>5,854,465,293</b>	<b>367,874,230</b>	<b>5,854,465,293</b>	<b>367,874,230</b>	
<b>Other expenses</b>					
Donation and charity expenses	103,443,882	-	103,443,882	-	
Other expenses	378,592,079	116,194,051	378,592,079	116,194,051	
	<b>482,035,961</b>	<b>116,194,051</b>	<b>482,035,961</b>	<b>116,194,051</b>	
<b>OTHER PROFIT</b>	<b>5,372,429,332</b>	<b>251,680,179</b>	<b>5,372,429,332</b>	<b>251,680,179</b>	

## 30. PRODUCTION AND OPERATING COSTS

	Quarter 1/2026	Quarter 1/2025	Accumulative from the beginning of the year to the end of quarter 1 2026	Accumulative from the beginning of the year to the end of quarter 1 2025	Currency: VND
Cost of raw material and goods	146,215,213,869	113,386,661,780	146,215,213,869	113,386,661,780	
Labor costs	112,383,043,059	80,720,308,845	112,383,043,059	80,720,308,845	
Depreciation and amortization	10,141,173,428	6,454,539,362	10,141,173,428	6,454,539,362	
Expenses for external services	55,868,666,160	32,666,617,231	55,868,666,160	32,666,617,231	
Premise rental fee	87,774,402,552	62,500,176,134	87,774,402,552	62,500,176,134	
Goodwill amortization	431,569,658	2,196,694,486	431,569,658	2,196,694,486	
Other expenses	9,402,920,776	4,078,833,428	9,402,920,776	4,078,833,428	
<b>TOTAL</b>	<b>422,216,989,502</b>	<b>302,003,831,266</b>	<b>422,216,989,502</b>	<b>302,003,831,266</b>	



NOTES TO THE CONSOLIDATED FINANCIAL STATEMENTS (continued)  
As at 31 March 2026 and for Quarter 1/2026 then ended

### 31. CORPORATE INCOME TAX

The statutory corporate income tax ("CIT") applicable to the Group is 10% and 20% of taxable profits, except:

The CIT rate applicable to Taseco Phu Quoc is 10% on taxable income for 15 years starting from 2022. The company is exempt from CIT for 4 years starting from the first year it has taxable income and is entitled to a 50% reduction in CIT for the following 9 years.

The tax returns filed by the Group are subject to examination by the tax authorities. As the application of tax laws and regulations is susceptible to varying interpretations, the amounts reported in the consolidated financial statements could change at a later date upon final determination by the tax authorities.

#### 31.1 CIT expenses

	<i>Currency: VND</i>	
	<i>For the 3-month period ended 31 March 2026</i>	<i>For the 3-month period ended 31 March 2025</i>
Current corporate income tax expense	24,783,845,656	15,174,900,605
Adjustment for under accrual of tax from prior the period	7,273,456	60,131,089
<b>TOTAL</b>	<b><u>24,791,119,112</u></b>	<b><u>15,235,031,694</u></b>

NOTES TO THE CONSOLIDATED FINANCIAL STATEMENTS (continued)  
As at 31 March 2026 and for Quarter 1/2026 then ended

### 31. CORPORATE INCOME TAX (continued)

#### 31.1 CIT expenses (continued)

Reconciliation between CIT expense and the accounting profit multiplied by CIT rate is presented as follows:

	<i>Currency: VND</i>	
	<i>For the 3-month period ended 31 March 2026</i>	<i>For the 3-month period ended 31 March 2025</i>
Accounting profit before tax	153,746,924,756	89,007,568,710
At CIT rate of 20%	30,749,384,951	17,801,513,742
<i>Adjustments to increase:</i>		
Non-deductible expenses	134,339,612	102,458,050
Adjustment of CIT from previous year	7,273,456	60,131,089
Unrealized foreign exchange loss from the current year	1,661,283	4,226,241
Goodwill amortization	86,313,932	439,338,897
Non-deductible interest expenses according to Circular 132/2020/ND-CP	-	14,674,169
<i>Adjustments to decrease:</i>		
Losses from previous year	(23,630,400)	-
Profit from associate	(2,546,234,475)	(355,782,047)
Non-deductible interest expenses according to Circular 132/2020/ND-CP	(12,845,735)	(9,688,677)
Unrealised foreign exchange gains this period	(384,197)	(460,566)
Tax exempted	(3,604,759,315)	(2,822,583,975)
Unrecognised deferred tax assets	-	1,204,771
<b>CIT expense</b>	<b><u>24,791,119,112</u></b>	<b><u>15,235,031,694</u></b>

#### 31.2 Current tax

The current CIT payable is based on taxable income for the current period. The taxable income of the Group for the period differs from the profit as reported in the consolidated income statement because it excludes items of income or expense that are taxable or deductible in other the period and it further excludes items that are not taxable or deductible. The Group's liability for current tax is calculated using tax rates that have been enacted by the consolidated statement of financial position date.

NOTES TO THE CONSOLIDATED FINANCIAL STATEMENTS (continued)  
As at 31 March 2026 and for Quarter 1/2026 then ended

**31. CURRENT TAX (continued)**

**31.3 Tax losses carried forward**

The Group is entitled to carry tax loss forward to offset against taxable income arising within five years subsequent to the period in which the loss was incurred. At 31 March 2026, the Group had aggregated accumulated tax losses available for offset against future taxable income. Details are as follows:

Currency: VND

Accrual Period	Can be utilized up to	Tax loss amount (*)	Utilized up to 31 March 2026	Forfeited	Utilized at 31 March 2026
2020	2025	46,944,868,313	(46,944,868,313)	-	-
2021	2026	97,980,689,736	(97,980,689,736)	-	-
2022	2027	11,897,046,067	(11,897,046,067)	-	-
2023	2028	13,786,808,458	(13,786,808,458)	-	-
2024	2029	4,861,878,542	(4,861,878,542)	-	-
2025	2030	5,924,857	(5,924,857)	-	-
<b>TOTAL</b>		<b>175,477,215,973</b>	<b>(175,477,215,973)</b>	-	-

(\*) Estimated tax loss of the Group as per these companies' corporate income tax declarations have not been audited by the local tax authorities as of the date of these consolidated financial statements.

No deferred tax assets were recognised because future taxable income cannot be ascertained at this stage.

NOTES TO THE CONSOLIDATED FINANCIAL STATEMENTS (continued)  
As at 31 March 2026 and for Quarter 1/2026 then ended

### 32. TRANSACTIONS WITH RELATED PARTIES

List of related parties that have a controlling relationship as at 31 March 2026 is as follows:

<i>Related parties</i>	<i>Relationship</i>
THT Phuc Linh Joint Stock Company ("THT Phuc Linh Company")	Ultimate parent company
Taseco Group Joint Stock Company ("Taseco Group")	Parent company
Viet Nam Air Catering Services Joint Stock Company ("VinaCS Company")	Associate
PENM IV Germany GmbH & Co, KG Company	Major shareholders
Taseco Land Investment Joint Stock Company ("Taseco Land Company")	Affiliate
International Real Estate Management Joint Stock Company ("IMCS Company")	Affiliate
Alacarte Ha Long ("Alacarte Ha Long Company")	Affiliate
Da Nang International Terminal Investment and Operation JSC ("AHT Company")	Affiliate
Da Nang International Terminal Service Joint Stock Company ("AHTS Company")	Affiliate
Air Cargo Services of Vietnam Joint Stock ("ACSV Company")	Affiliate
AAL Joint Stock Company ("AAL Company")	Affiliate
Mr Nguyen Minh Hai	Deputy Chairman
Ms Tran Thi Loan	Head of Board of Supervision
Ms Nguyen Thi Thanh Phuong	Deputy General Director

Other related parties who are members of the Board of Directors, Management and Board of Supervision have been presented in the General Information section.

NOTES TO THE CONSOLIDATED FINANCIAL STATEMENTS (continued)  
As at 31 March 2026 and for Quarter 1/2026 then ended

### 32. TRANSACTIONS WITH RELATED PARTIES (continued)

Significant transactions with related parties during the period were as follows:

Related parties	Relationship	Transactions	Currency: VND	
			For the 3-month period ended 31 March 2026	For the 3-month period ended 31 March 2025
Taseco Group	Parent company	Purchase of goods and services	363,740,978	71,021,349
		Sale of goods and provision of services	36,576,872	25,337,038
		Dividends paid	1,400,000,000	-
Taseco Land Company	Affiliate	Sale of goods and provision of services	231,901,308	247,023,916
IMCS Company	Affiliate	Sale of goods and provision of services	5,755,925	2,834,000
AHT Company	Affiliate	Purchase of services	64,274,547	13,051,272
		Premise rental expense	825,413,915	276,235,623
		Sale of goods and provision of services	335,361,134	317,390,617
AHTS Company	Affiliate	Sale of goods and provision of services	11,852,956	24,884,260
		Premise rental expense	10,376,571,654	9,722,552,526
VinaCS Company	Associate	Sale of goods and provision of services	-	4,641,666
		Purchase of goods and services	1,159,354,728	654,720,164
		Interest income	-	24,452,055
		Loan to related party	-	1,500,000,000
ACSV Company	Affiliate	Collection of loans	-	1,500,000,000
		Sale of goods and provision of services	69,158,240	45,976,209
		Purchase of services	82,580,000	45,160,874
Alacarte Ha Long Company	Affiliate	Purchase of goods and services	29,537,033	108,810,869
		Sale of goods and provision of services	-	32,367,400
		Purchase of goods and services	28,458,586	65,551,416
AAL Company	Affiliate	Sale of goods and provision of services	2,037,037	555,556
		Purchase of goods and provision of services	61,550,934	3,305,556
THT Phuc Linh Company	Affiliate	Sale of goods and provision of services	61,550,934	3,305,556
Mr Nguyen Minh Hai	Deputy Chairman	Dividend payment	3,000,000,000	-
Ms Nguyen Thi Thanh Phuong	Deputy General Director	Dividend payment	500,000,000	-
		Dividend payment	5,250,000,000	-
Mrs Tran Thi Loan	Head of Board of Supervision	Dividend payment	5,250,000,000	-
Other related parties		Sale of goods and provision of services	388,889	4,689,815

NOTES TO THE CONSOLIDATED FINANCIAL STATEMENTS (continued)  
As at 31 March 2026 and for Quarter 1/2026 then ended

### 32. TRANSACTIONS WITH RELATED PARTIES (continued)

#### *Terms and conditions of transactions with related parties*

The sales of goods/rendering of services to and purchases of goods or services/lending and borrowing from related parties are made on basis of contracts and agreements.

Except for the lending to related parties, outstandings balances of receivables and payables to related parties as at 31 March 2026 is unsecured, interest free and will be settled in cash. For the period ended 31 March 2026, the Company has not made any provision for doubtful debts relating to amounts owed by related parties (01 January 2026: nil). This assessment is undertaken each financial the period through the examination of the financial position of the related party and the market in which the related party operates.

Amounts due to and due from related parties at the Consolidated statement of financial position dates were as follows:

<i>Related parties</i>	<i>Relationship</i>	<i>Transaction</i>	<i>Currency: VND</i>	
			<i>31 March 2026</i>	<i>01 January 2026</i>
<b><i>Short-term trade receivables (Note 6.1)</i></b>				
AHT Company	Affiliate	Receivable sale of goods and provision of services	156,494,000	409,410,950
Taseco Land Company	Affiliate	Receivable sale of goods and provision of services	1,535,276,646	1,569,527,800
Taseco Group	Parent company	Receivable sale of goods and provision of services	5,756,120	41,799,798
AHTS Company	Affiliate	Receivable sale of goods and provision of services	-	3,658,000
AAL Company	Affiliate	Receivable sale of goods and provision of services	-	2,400,000
THT Phuc Linh Company	Ultimate parent company	Receivable sale of goods and provision of services	34,710,000	53,459,000
IMCS Company	Affiliate	Receivable sale of goods and provision of services	4,650,000	-
Other related parties		Receivable sale of goods and provision of services	420,000	-
<b>TOTAL</b>			<b><u>1,737,306,766</u></b>	<b><u>2,080,255,548</u></b>

NOTES TO THE CONSOLIDATED FINANCIAL STATEMENTS (continued)  
As at 31 March 2026 and for Quarter 1/2026 then ended

### 32. TRANSACTIONS WITH RELATED PARTIES (continued)

Amounts due to and due from related parties at the Consolidated statement of financial position dates were as follows (continued):

Related parties	Relationship	Transaction	Currency: VND	
			31 March 2026	01 January 2026
<b>Short-term other receivables (Note 7)</b>				
AHT Company	Affiliate	Deposits for ground rentals	137,916,000	137,916,000
AHTS Company	Affiliate	Deposits for ground rentals	4,711,920,120	-
Taseco Land Company	Affiliate	Other receivables	1,514,964,940	1,519,689,300
AAL Company	Affiliate	Other receivables	45,801,160	18,253,680
ACSV Company	Affiliate	Other receivables	102,802,600	82,165,400
THT Phuc Linh Company	Ultimate parent company	Other receivables	401,663,000	33,076,000
Taseco Group	Parent company	Other receivables	-	3,362,800
Other related parties		Other receivables	-	129,000,000
<b>TOTAL</b>			<b>6,915,067,820</b>	<b>1,923,463,180</b>
<b>Long-term other receivables (Note 7)</b>				
AHTS Company	Affiliate	Deposits for ground rentals	-	4,711,920,120
AHT Company	Affiliate	Deposits for ground rentals	30,000,000	30,000,000
<b>TOTAL</b>			<b>30,000,000</b>	<b>4,741,920,120</b>
<b>Short-term trade payables (Note 16.1)</b>				
Taseco Group	Parent company	Rentals cost	394,743,590	450,801,405
AAL Company	Affiliate	Purchase of goods and service	9,816,745	7,661,002
IMCS Company	Affiliate	Purchase of goods and service	64,153,964	-
VinaCS Company	Associate	Purchase of goods and service	812,581,416	574,175,035
AHTS Company	Affiliate	Purchase of goods and service	2,517,210,944	21,690,720
Alacarte Ha Long Company	Affiliate	Purchase of goods and service	28,300,000	134,925,320
ACSV Company	Affiliate	Purchase of goods and service	11,220,000	25,545,000
AHT Company	Affiliate	Purchase of goods and service	194,553,939	2,441,361,921
<b>TOTAL</b>			<b>4,032,580,598</b>	<b>3,656,160,403</b>

NOTES TO THE CONSOLIDATED FINANCIAL STATEMENTS (continued)  
As at 31 March 2026 and for Quarter 1/2026 then ended

### 32. TRANSACTIONS WITH RELATED PARTIES (continued)

Amounts due to and due from related parties at the Consolidated statement of financial position dates were as follows (continued):

Related parties	Relationship	Transaction	Currency: VND	
			31 March 2026	01 January 2026
<b>Other short-term payables (Note 20)</b>				
Ms Tran Thi Loan	Head of Board of Supervision	Other payables	4,000,000	4,000,000
<b>TOTAL</b>			<b>4,000,000</b>	<b>4,000,000</b>
<b>Dividends and profit payable (Note 18)</b>				
Taseco Group	Parent company	Dividends payable	-	1,400,000,000
Ms Nguyen Thi Thanh Phuong	Deputy General Director	Dividends payable	-	500,000,000
Mr Nguyen Minh Hai	Deputy Chairman	Dividends payable	-	5,400,000,000
Ms Tran Thi Loan	Head of Board of Supervision	Dividends payable	9,450,000	7,060,500,000
<b>TOTAL</b>			<b>9,450,000</b>	<b>14,360,500,000</b>
<b>Short-term accrued expenses (Note 19)</b>				
AHTS Company	Affiliate	Rentals cost	1,040,922,272	1,266,816,093
AHT Company	Affiliate	Rentals cost	35,740,092	37,428,963
AAL Company	Affiliate	Service Cost	498,867	607,938
<b>TOTAL</b>			<b>1,077,161,231</b>	<b>1,304,852,994</b>

#### Transactions with other related parties

Remuneration to members of Board of Directors, Board of Supervision and management:

Name	Position	Currency: VND	
		Accumulative from the beginning of the year to the end of quarter 1 2026	Accumulative from the beginning of the year to the end of quarter 1 2025
Mr Pham Ngoc Thanh	Chairman	18,000,000	18,000,000
Mr Nguyen Minh Hai	Deputy Chairman	15,000,000	15,000,000
Mr Le Anh Quoc	Deputy Chairman/ General Director	788,235,000	632,384,000
Mr Lasr Kjaer	Member	15,000,000	15,000,000
Mr Le Duc Long	Member	15,000,000	15,000,000
Mr Dang Huy Khoi	Member	15,000,000	15,000,000
Mr Nguyen Quang Huy	Deputy General Director	427,604,000	383,869,000
Ms Nguyen Thi Phuong Thanh	Deputy General Director	553,105,000	455,561,000
Mr Nguyen Xuan Bang	Deputy General Director	556,703,000	459,763,000
Ms Tran Thi Loan	Head of Board of Supervision	15,000,000	15,000,000
Ms Nguyen Thi Huong	Member	9,000,000	9,000,000
Ms Pham Thi Thu Hien	Member	9,000,000	9,000,000
<b>TOTAL</b>		<b>2,436,647,000</b>	<b>2,042,577,000</b>

NOTES TO THE CONSOLIDATED FINANCIAL STATEMENTS (continued)  
As at 31 March 2026 and for Quarter 1/2026 then ended

**33. EARNINGS PER SHARE**

The following reflects the income and share data used in the basic and diluted earnings per share computations:

	Quarter 1/2026	Quarter 1/2025	For the 3-month period ended 31 March 2026	For the 3-month period ended 31 March 2025
Net profit after tax attributable to ordinary shareholders	100,919,143,835	54,663,465,814	100,919,143,835	54,663,465,814
Distribution to bonus and welfare fund	-	(1,940,448,013)	-	(1,940,448,013)
<b>Net profit attributable to ordinary shareholders adjusted for the effect of dilution (*)</b>	<b>100,919,143,835</b>	<b>52,723,017,801</b>	<b>100,919,143,835</b>	<b>52,723,017,801</b>
Weighted average number of ordinary shares (excluding treasury shares) for basic earnings per share	45,000,000	45,000,000	45,000,000	45,000,000
<b>Weighted average number of ordinary shares (excluding treasury shares) adjusted for the effect of dilution</b>	<b>45,000,000</b>	<b>45,000,000</b>	<b>45,000,000</b>	<b>45,000,000</b>
Basic earnings per share	2,243	1,172	2,243	1,172
Diluted earnings per share	2,243	1,172	2,243	1,172

Currency: VND

(\*) Net profit used to compute earnings per share for the year 2026 was not restated to reflect the actual allocation to bonus and welfare fund from 2026 retained earnings following the Resolution of the Shareholders Meeting of the Company.

(\*) Net profit used to compute earnings per share for the year 2025 was restated to reflect the actual allocation to bonus and welfare fund from 2025 retained earnings following the Resolution of the Shareholders Meeting of the Company.

There have been no other transactions involving ordinary shares or potential ordinary shares between the reporting date and the date of completion of these consolidated financial statements

NOTES TO THE CONSOLIDATED FINANCIAL STATEMENTS (continued)  
As at 31 March 2026 and for Quarter 1/2026 then ended

### 34. COMMENTS

#### *Operating lease commitment*

The Group leases assets under operating lease agreements as follows:

- ▶ Renting premises according to business cooperation contracts for non-aviation services at Terminals T1 and T2 - Noi Bai International Airport with Noi Bai International Airport - Branch of the Airports Corporation of Vietnam, with terms ending from December 2026 to February 2034;
- ▶ Renting premises according to lease contracts, business franchising, and service provision cooperation contracts at Da Nang International Airport with Da Nang International Airport - Branch of the Airports Corporation of Vietnam, with terms ending from June 2026 to May 2035;
- ▶ Renting premises according to the contract for the provision of premises and related services at the international passenger terminal - Da Nang International Airport with Da Nang International Terminal Investment and Operation Joint Stock Company, with the term ending on 13 March 2027;
- ▶ Renting premises according to the business cooperation contract for non-aviation premises at the T2 passenger terminal at Phu Bai International Airport with Phu Bai International Airport - the Airports Corporation of Vietnam, with the term ending in April 2026;
- ▶ Renting premises according to the business cooperation contract for premises, related services, and lease contracts at Cam Ranh International Terminal - Cam Ranh International Airport with Cam Ranh International Terminal Joint Stock Company, with terms ending from June 2028 to September 2028;
- ▶ Renting premises according to the business cooperation contract at Tan Son Nhat International Airport with Tan Son Nhat International Airport - Branch of the Airports Corporation of Vietnam, with terms ending from June 2026 to April 2035;
- ▶ Renting premises according to lease contracts, business franchising, and service provision cooperation contracts at Phu Quoc International Airport with Phu Quoc International Airport - Branch of the Airports Corporation of Vietnam, with terms ending from June 2026 to December 2027;
- ▶ Renting apartments according to sublease contracts for apartments at A La Carte Da Nang Hotel from individuals according to the Apartment Rental Program Participation Contracts, with monthly rental prices for each apartment calculated based on shared room revenue. The contracts have terms ranging from 1 to 3 years; and
- ▶ Other operating lease contracts.

According to certain lease contracts with the airports, the Group will have to share a portion of the revenue generated from leased premises at the rates specified in the lease contracts or pay a minimum rental fee if the shared revenue is lower than that minimum amount. For other leases, the is calculated based on the usable area multiplied by the rental unit price specified in each lease contract.

As at the statement of financial position date, minimum lease commitments in the future under the operating lease agreements are as follows:

	<i>Currency: VND</i>	
	<i>31 March 2026</i>	<i>01 January 2026</i>
Less than 1 year	180,708,918,064	180,348,062,060
From 1 to 5 years	399,317,958,867	397,638,996,337
More than 5 years	86,801,186,760	93,836,340,960
<b>TOTAL</b>	<b>666,828,063,691</b>	<b>671,823,399,357</b>

NOTES TO THE CONSOLIDATED FINANCIAL STATEMENTS (continued)  
As at 31 March 2026 and for Quarter 1/2026 then ended

### 35. OFF STATEMENT OF FINANCIAL POSITION ITEMS

#### Foreign currencies

	31 March 2026		01 January 2026	
	Original currency	VND equivalent	Original currency	VND equivalent
USD	279,247.25	7,324,653,766	163,117.16	4,252,213,327
EURO	8,869.05	269,769,871	11,789.42	358,810,997
JYP	96,405.00	16,133,245	26,030.00	4,456,042
SGD	10.00	204,114	18.00	374,330
KRW	13,453,128.00	242,559,898	-	-
HKD	40,573.98	136,572,017	-	-
THB	64,840.00	52,408,875	-	-
<b>TỔNG CỘNG</b>		<b>8,042,301,786</b>		<b>4,615,854,696</b>

### 36. RECLASSIFICATION OF COMPARATIVE INFORMATION IN ACCORDANCE WITH CIRCULAR NO. 99/2025/TT-BTC DATED 27 OCTOBER 2025

On 27 October 2025, the Ministry of Finance issued Circular No. 99/2025/TT-BTC providing guidance on the corporate accounting regime ("Circular 99"), which supersedes Circular No. 200/2014/TT-BTC dated 22 December 2014 and other relevant regulations. Circular 99 is effective from 1 January 2026 and is applicable to entities with financial years beginning on or after that date.

Accordingly, certain comparative figures in the Company's Consolidated financial statements for the 3-month period ended 31 March 2026 have been reclassified to conform with the current presentation. These reclassifications do not affect the previously reported profit or loss or equity. Details are as follows:

#### Changes in the statement of financial position:

ITEMS		As at 31 December 2025 (as previously classified)	As at 31 December 2025 (as reclassified)	Reclassification
Cash equivalents	(1)	84,245,576,792	72,286,513,544	(11,959,063,248)
Short-term held-to-maturity investments	(1)	212,169,891,833	217,115,038,707	4,945,146,874
Held-to-maturity investments	(1)	3,224,726,027	3,365,067,787	140,341,760
Other short-term receivables	(1)	26,112,935,644	20,691,597,929	(5,421,337,715)
Other current assets	(1)	-	12,294,912,329	12,294,912,329
Dividends and profit payable	(2)	-	14,392,215,730	14,392,215,730
Other short-term payables	(2)	18,375,282,840	3,983,067,110	(14,392,215,730)

(1)

- Reclassification of accrued interest income from deposits from "Other short-term receivables" to "Cash equivalents", "Short-term held-to-maturity investments" and "Held-to-maturity investments".

- Reclassification of accrued interest income from deposits from "Other short-term receivables" and "Cash equivalents" to "Other current assets".


(2) Reclassification of balances from "Other short-term payables" to "Dividends and profit payable".

NOTES TO THE CONSOLIDATED FINANCIAL STATEMENTS (continued)  
As at 31 March 2026 and for Quarter 1/2026 then ended


**37. EVENTS AFTER THE CONSOLIDATED STATEMENT OF FINANCIAL POSITION DATE**

There is no other matter or circumstance that has arisen since the consolidated statement of financial position date that requires adjustment or disclosure in the consolidated financial statements of the Group.

Approved, 28 April 2026



Tran Van Hung  
Preparer



Dao Ngoc Thiet  
Chief Accountant



Le Anh Quoc  
Legal Representative

